

RÄNKKÄÄ

BRÄNDI 2021

suomalaisten vaatemerkkien
ilmasto-, ympäristö- ja
ihmisoikeustyö ja läpinäkyvyys



EETTI



Tämän julkaisun on tuottanut Eettisen kaupan puolesta ry (Eetti). Eetti on kansalaisjärjestö, joka edistää oikeudenmukaista maailmankauppaa, kestäviä tuotantotapoja ja vastuullista kuluttamista.

Yhteystiedot: Siltasaarencatu 4, 7. krs
00530 Helsinki
info@eetti.fi
www.eetti.fi

© Eettisen kaupan puolesta ry

Aineistoa käytettäessä lähde on mainittava.

Julkaistu joulukuussa 2021.

Kirjoittajat: Maija Lumme ja Suvi Tikka

Työryhmässä mukana Eetin vapaaehtoiset: Ruut Niskanen, Mari Pasula, Veera Kontula, Elli Jaakkola, Emmi Nevalainen, Hanna Muukka, Arttu Säynäskangas, Noora Liesaho, Outi Pyy, Elli Laurinen, Eerika Heinonen, Hanna Rumpunen, Kristiina Paananen, Eevaleena Örtengren, Taina Vuokko ja Salla Piirainen

Taitto: Titta Lindström
Kuvitus: Aliisa Maunula

Selvitys on rahoitettu joukkorahoituksella. Eetti kiittää lämpimästi kaikkia tukijoita.

Sisällysluettelo

Johdanto	4
Tulokset	5
Näin ränkkää brändi tehtiin.....	6
Yrityksen ilmastotoimet (maks. 6 pistettä)	6
Ilmastopisteet	7
Yrityksen ympäristötoimet (maks. 12 pistettä)	8
Ympäristöpisteet.....	8
Työelämä- ja ihmisoikeudet (maks. 11 pistettä).....	9
Ihmisoikeuspisteet.....	10
Suosituksukset	11
Yritysten tulee.....	11
Päättäjien tulee.....	11
Kuluttajana ja kansalaisena	11
Kysymykset.....	12
Taulukot.....	13
Alpa	13
Aarre	16
BillieBeino	20
Luhta	23
Rukka	26
Your Face	29
Sail&Ski.....	32
Very Nice.....	36
By Pia's	39
Frenn.....	42
Torstai	45
Globe Hope	49
Halti.....	52
Gugguu	65
House	58
Makia	61
Ivana Helsinki	64
Lindex.....	67
Marimekko.....	71
MyWear.....	75
Nanso	79
NOOM.....	82
NOSH.....	86
PaaPii	90
Papu	93
Pola.....	97
Pure Waste	101
R/H	105
R-Collection	109
Reima.....	112
Sasta	116
Sidoste	119
Uhana	122
Vimma	126

Suomalaisten vaatebrändien ilmastotyö on lisääntynyt merkittävästi - tänä vuonna arvioitiin myös vaatteiden pitkäikäisyyttä

Kuluttajien kiinnostus vaatteiden alkuperää kohtaan kasvaa edelleen ja vastuullisuudesta on tullut trendi, jota yritykset käyttävät hyväkseen markkinoinnissa. Vaikka vaatetuotannon vastuullisuuden lisääntyminen on tärkeää sekä ympäristön että työntekijöiden näkökulmasta, kasvava vastuullisuustrendi tuo mukanaan myös haasteita.

Samalla kun yhä useampi yritys kertoo toimivansa vastuullisesti, jää kuluttajan harteille mahdoton tehtävä: vastuullisuuslupausten kriittinen tarkastelu ja vertailu. Jotta kuluttajilla on mahdollisuus tehdä vastuullisia valintoja, vastuullisuustietojen on oltava selvästi ja helposti saatavilla. Ränkkää brändi -kriteerien avulla suomalaiset vaateyritykset voivat viestiä selkeämmin ilmasto-, ympäristö- ja ihmisoikeusvaikutuksistaan.

Parhaat pisteet saaneita yrityksiä yhdistää se, että ne kertovat täsmällisesti, missä niiden tuotteet valmistetaan, avaavat arvoketjua ensimmäistä porrasta pidemmälle, käyttävät ympäristön kannalta kestävämpiä materiaaleja ja kertovat niiden osuudet täsmällisesti sekä tarjoavat kuluttajalle palveluja vaatteiden vaalimiseen.

Tämän vuoden selvityksessä A-kategoriaan ylsi seitsemän brändiä: FRENN, Papu, Pure Waste, Alpa, Paapii, Aarre ja BYPIAS.

Tässä kolmannessa Ränkkää brändi -selvityksessä tarkastellaan ensimmäistä kertaa toimia, joita vaatebrän-

dit ovat tehneet vaatteiden elinkaaren pidentämiseksi: tarjoaako yritys tuotetakuuta, korjauspalvelua, vaatteiden hoito-ohjeita ja kokotaulukon tai avaako se hinta-rakenteen ja onko vaatteita mahdollisuus ostaa käytettynä.

Raportista selviää, että ilmastotyössä on tapahtunut runsaasti edistystä. Lisäksi vastuullisempien kierrätys- ja luomumateriaaleiden osuus on kasvanut ja tuotannon läpinäkyvyys on lisääntynyt. Elämiseen riittävän palkan selvittäminen on aloitettu useissa yrityksissä.

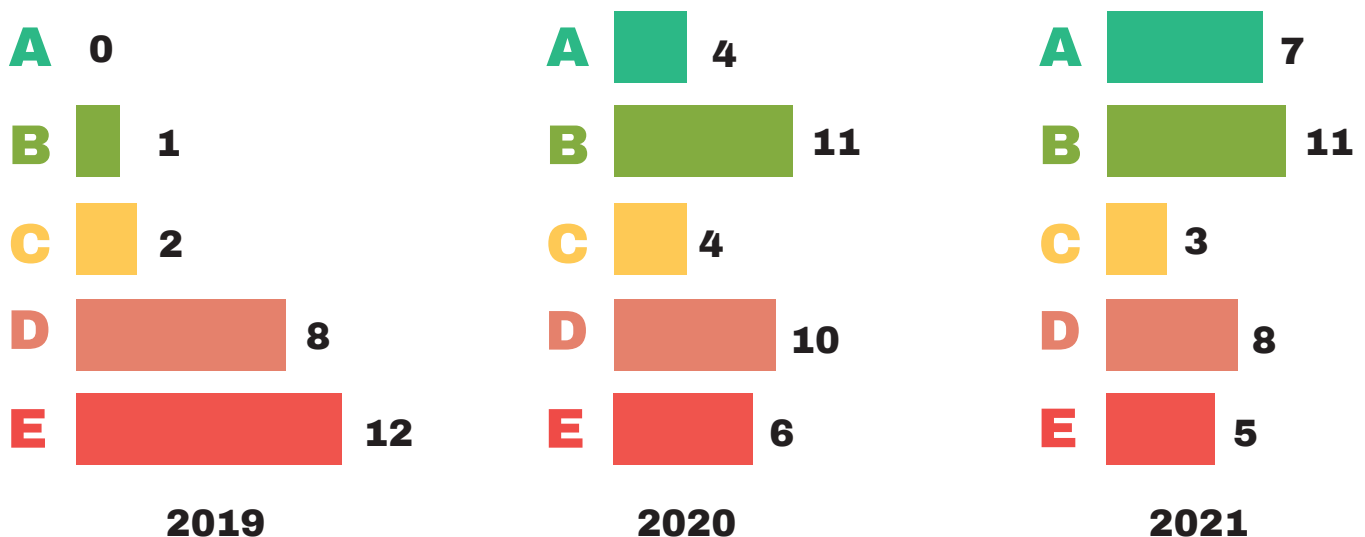
Liikevaihdoltaan suurimmat yritykset ovat edelleen kahdessa alimmassa kategoriassa. S-ryhmän House, Keskon mywear, Tokmannin Pola ja Stockmannin NOOM ovat edellisen vuoden tavoin toiseksi matalimmassa D-kategoriassa. Suomen suurimman vaateyrityksen Luhta Sportswear Companyn brändit Luhta, Rukka, YourFace ja Torstai saivat ensimmäiset pisteensä tänä vuonna.

Positiivista on, ettei yksikään tarkastelluista brändeistä jäänyt enää kokonaan pisteittä.

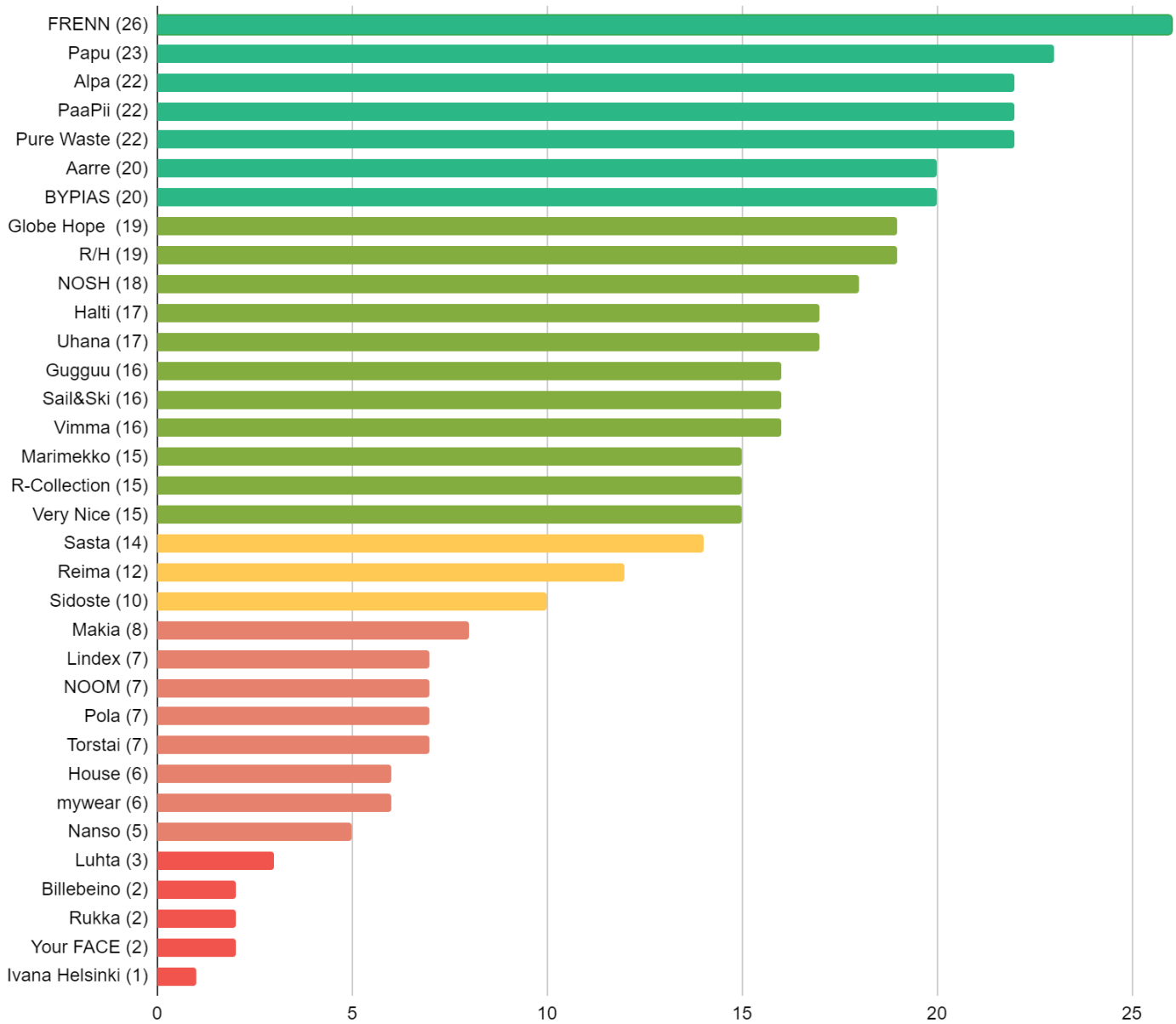
Erityisesti riskimaissa tuottavien yritysten tulee edelleen kehittää läpinäkyviä, konkreettisia toimia ja mittareita muun muassa työolojen parantamiseksi ja elämiseen riittävien palkkojen edistämiseksi.

Ensimmäisen Ränkkää brändi -selvityksen jälkeen useiden kotimaisten vaatebrändien vastuullisuustyö on kehittynyt positiivisesti.

SIJOITUKSET 2019-2021



Rännkää brändi 2021



A (20-29) B (15-19) C (10-14) D (5-9) E (0-4)

Näin Ränkkää brändi tehtiin

Suomalaisten vaateyritysten vastuullisuutta arvioitiin kolmatta kertaa Ränkkää brändi -kriteeristöllä.¹ Arvioinnissa merkit jakautuvat saamiensa pisteiden mukaan viiteen kategoriaan (A-E).

Elokuussa 2021 vertailussa mukana oleville yrityksille järjestettiin infotilaisuus, jossa esiteltiin kriteerit ja työn aikataulu. Syyskuun 2021 aikana brändit raportoivat muutoksista edelliseen vuoteen verrattuna. Prosessin aikana yrityksillä on ollut mahdollisuus kysyä neuvoja täsmällisen vastuullisuusviestinnän tekemiseen ja päivittää lisätietoa nettisivuilleen. Arvioinnista jätettiin pois Samuji, omistajamuutosten ja toiminnan tauolla olemisen takia.

Tekstiiliteollisuudessa on kohonnut riski sille, että tuotteisiin kätkeytyy Kiinan uiguurivähemmistön pakotyötä. Riski koskee myös Suomessa myytäviä kuluttajatuotteita. Vastuullisuustietojen läpinäkyvyys antaa sidosryhmille, kuten kansalaisjärjestöille ja kuluttajille, mahdollisuuden arvioida, millaisia riskejä brändin arvoketjuun liittyy. Eetin vapaaehtoiset osallistuivat tehdastietojen analysoimiseen.

Arvioinnin lähtökohtana on, että tiedon pitäisi olla helposti tarjolla kiinnostuneille kuluttajille ja muille sidosryhmille. Sen vuoksi huomioon ei ole otettu yritysten sähköpostitse tai puhelimitse kertomia lisätietoja, mikäli yritys ei ole valmis julkaisemaan näitä tietoja julkisesti.

¹ Kriteeristö pohjautuu hollantilaisen kansalaisjärjestön tekemälle Rank a Brand -työkalulle. Eetin Ränkkää brändi -selvitykset 2019 ja 2020.

Tulokset

Yritykset saivat pisteitä kolmessa kategoriassa. Vastaukset on pisteytetty seuraavalla tavalla: kysymykseen löytyy selkeä vastaus = 1 piste, vastaus on epäselvä, puutteellinen tai selkeästi kielteinen = 0 pistettä (merkitty vastaustaulukkoon kysymysmerkillä). Epäselvistä vastauksista ei saa pisteitä. Kaikki tulokset lähdelinkkeineen löytyvät tämän raportin lopusta.

Vaatemerkeillä oli mahdollisuus saada maksimissaan 2 pistettä uusista, vaatteiden pitkäikäisyyttä koskevista kriteereistä. Merkki sai yhden pisteen, jos se täytti kaksi kuudesta kriteeristä, tai kaksi pistettä, jos se täytti neljä kuudesta kriteeristä.

Yrityksen ilmastotoimet

Ilmasto-osiossa huomioidaan yrityksen hiilijalanjälki: yrityksen suorat päästöt, muualta ostettu sähkö sekä muut epäsuorat päästöt.

Uusiutuviin energianlähteisiin hyväksytään Ränkkää brändi -kriteeristön mukaan aurinko- ja tuulivoiman lisäksi esimerkiksi ekosertifioitu vesivoima, jossa huomioidaan kalankulku, vesien virtaama ja jokien elinympäristöt. Joidenkin yritysten julkaisema sähköntoimittajan tarjoama alkuperätakuu (Guarantee of Origin) takaa energian uusiutuvuuden, mutta ei sen ympäristöarvoja. Vesivoiman osalta edellytetään ympäristö-



merkkiä, kuten Suomen luonnonsuojeluliiton EKOenergia tai vastaavaa.

Selvityksessä tarkasteltiin myös brändien ilmastotyötä. Vuoden 2019 arvioinnissa ilmastopisteitä saivat ainoastaan kaupparyhmät, kun tänä vuonna jo yli puolet merkeistä sai pisteitä ilmasto-osioista.

Omien suorien päästöjen, kuten ostosähkön ja -lämmön sekä henkilöstön liikematkustamisen (Scope 1 ja 2) raportoimisen ja pienentämisen lisäksi tarkasteltiin arvoketjun, mukaan lukien tuotannon, päästöjä (Scope 3). Merkittävä osa vaatebrändien päästöistä syntyy vaatteiden tuotannossa ja alihankintaketjussa. Suuri osa näistä päästöistä tapahtuu Suomen rajojen ulkopuolella.

Saadakseen pisteen ilmastotavoitteistaan, on brändin julkaistava laskelma hiilijalanjäljestä sekä esitettävä aikataulu ja toimenpiteet, joilla se on pääsemässä tavoitteeseensa oman toimintansa hiilineutraaliudesta. S-Ryhmä, Kesko ja Tokmanni ovat asettaneet tavoitteet kansainvälisen Science Based Targets -aloitteen mukai-

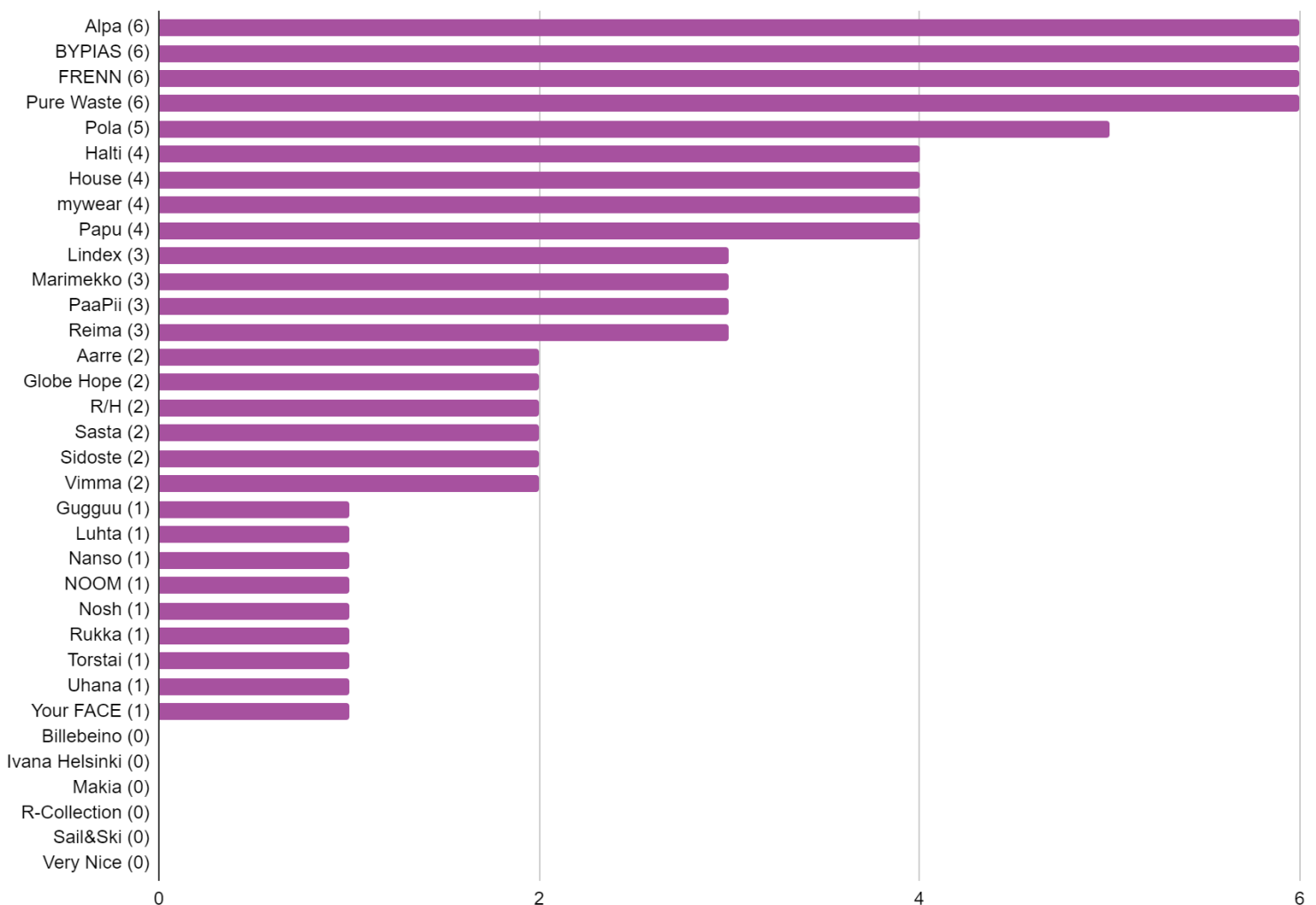
sesti. Lisäksi pisteen saivat Alpa, FRENN, Papu, Pure Waste, BYPIAS, Halti, Reima ja Marimekko.

Hiilineutraalilla tarkoitetaan tilannetta, joka on saavutettavissa vaikka heti kompensoimalla pelkät CO₂-päästöt. Nettonollalla puolestaan tarkoitetaan yleensä sitä, että yritys ei aiheuta nettona mitään ilmastoa lämmittäviä kasvihuonekaasupäästöjä.²

Ilmaston lämpenemisen rajaaminen Pariisin ilmastopimuksen mukaisesti 1,5-asteeseen edellyttää sitä, että tavoitteen mukaisia päästövähennyksiä on tehtävä jo tällä vuosikymmenellä. Esimerkiksi Science Based Targets määrittelee, että hiilineutraaliuden lisäksi niin sanottu nettonolla on saavutettava viimeistään vuoteen 2050 mennessä.

² <https://eetti.fi/2021/11/19/mista-on-yritysten-kauniit-ilmastolupaukset-tehty/>

ILMASTO (MAKS. 6 PISTETTÄ)



Yrityksen ympäristötoimet

Tässä osiossa pisteitä sai vastuullisesti tuotetuista raaka-aineista (esim. luomupuuvilla, -villa, -hamppu ja -pelava, kierrätyskuidut, Tencel, Lyocell), haitallisten kemikaalien käyttökiellosta ja sen seurannasta, käytetyistä pakkausmateriaaleista, sekä pienentyneen jätejalanjäljen raportoisesta. Lisäksi tarkasteltiin vaatteiden elinkaaren pidentämistä edistäviä toimia.

Osa vaatemerkeistä kertoo käyttävänsä vastuullisesti tuotettuja raaka-aineita, mutta ei kerro niiden osuutta kaikista käytetyistä raaka-aineista. Pisteiden saamisen edellytyksenä on raportoinnin täsmällisyys vastuullisempien raaka-aineiden osuudesta koko tuotannosta. Pisteitä annetaan porrastetusti sen mukaan, onko vastuullisempia raaka-aineita vähintään 25 %, 70 % tai 90 % kokonaisvolyymista. Viime vuoteen verrattuna raaka-aineita koskevaa pisteytystä muutettiin siten, että kierrätysmateriaaleista oli mahdollisuus saada kaksi pistettä lisää sen mukaan, muodostavatko ne vähintään 25 % tai 90 % käytetyistä materiaaleista.

Kysymyksen pisteytyksessä otetaan huomioon kunkin yrityksen kokonaishankinnat, eikä yksi ekomallisto siis välttämättä vaikuta pisteisiin, ellei sen osuutta raaka-aineiden kokonaishankinnoista kerrota. Materiaalihan-

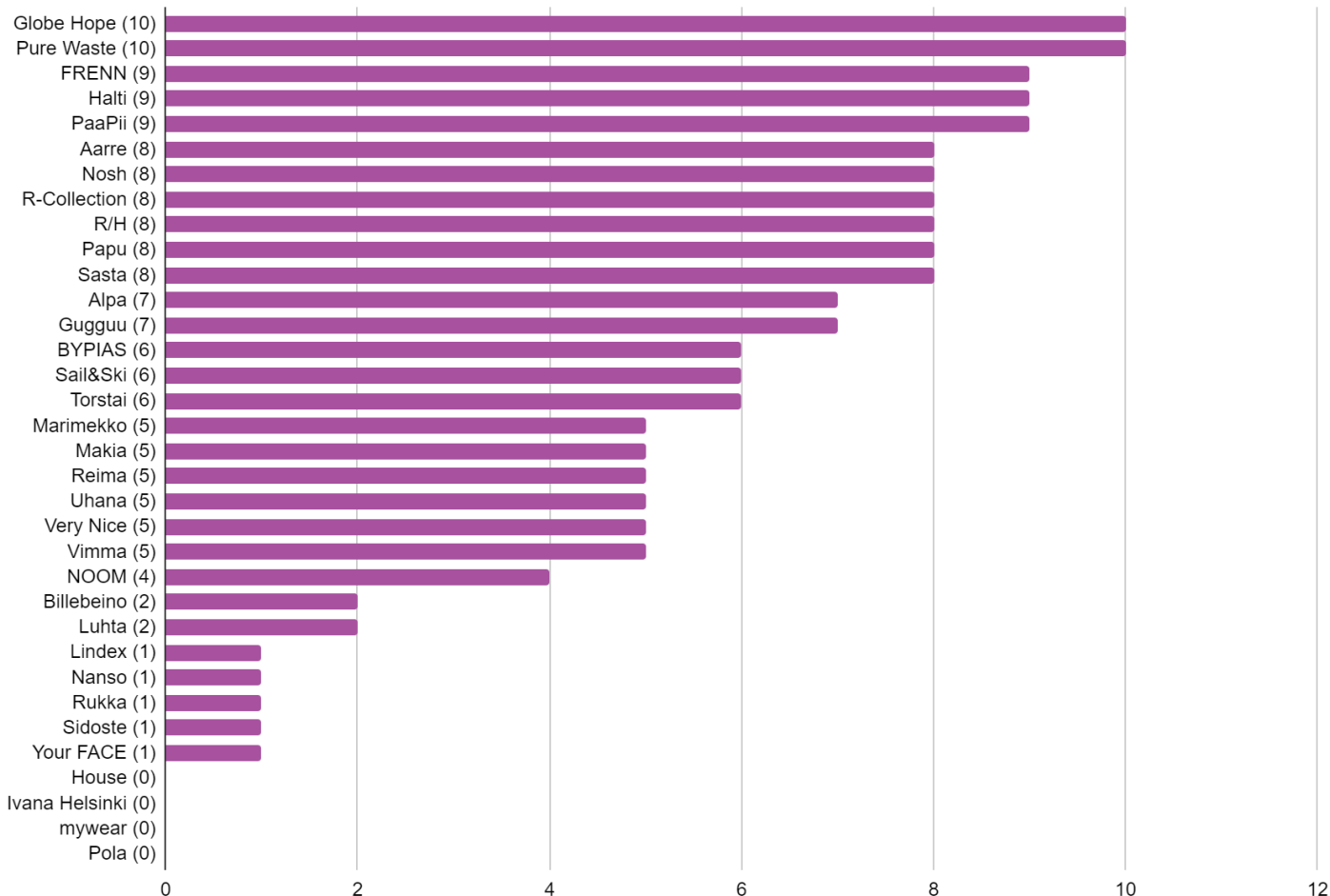
nat voidaan ilmoittaa kappale-, euro-, tai kilomäärissä. Tärkeintä on raportoida systemaattisesti ja vertailtavasti.

BCI-puuvillaa (Better Cotton Initiative) ei tänä vuonna luettu hyväksi vastuullisempaan materiaaliveiketohtona. BCI perustuu suosituksiin, eikä velvoita luomuviljelyn tavoin esimerkiksi rajoittamaan kemikaalien tai torjunta-aineiden käyttöä. Halvemmalla hinnallaan ja löyhemmillä ympäristövaatimuksillaan BCI voi jopa vähentää luomupuuvillan tuotantoa. Esimerkiksi Intiassa luomutuotannon määrä on laskenut merkittävästi suurten brändien siirtyessä ostamaan halvempaa BCI-puuvillaa.³

Vaatteiden pitkäikäisyyttä edistäviksi toimiksi katsottiin tuotetakuu, korjaus- ja huoltopalvelut, hoito- ja korjausohjeiden tarjoaminen, hintarakenteen avaaminen sekä vaatekohtaisten kokotaulukoiden tarjoaminen. Tuotteiden huolto- ja korjausohjeet sekä tuotekohtaiset kokotaulukot vähentävät kuluttajien tekemien virheostosten määrää. Kuluttajat ovat tottuneet edullisiin vaatteisiin, mutta liian matalat hinnat eivät mahdollista kestävien vaatteiden valmistamista ihmisoikeuksia ja ympäristöä kunnioittaen. Hintarakenteen avaaminen ohjaa kulutusta kestävämpään suuntaan tekemällä näky-

³ Organic cotton production declines in India as brands shift to Better Cotton Initiative (2014): <https://economictimes.indiatimes.com/markets/commodities/organic-cotton/articleshow/31803212.cms?from=mdr> (Artikkeli luettu 1.12.2021.)

YMPÄRISTÖ (MAKS. 12 PISTETTÄ)



väksi vaatetuotannon kustannuksia.

EU:ssa hankittuja vaatteita koskee lakisääteinen takuuaika (virhevastuu). Se kattaa kaikki viat, joiden voidaan olettaa olleen tuotteessa jo toimitushetkellä. Yritys voi lisäksi tarjota tuotteilleen kaupallisen takuun, jonka ehdot voivat olla kuluttajalle edullisemmat. Takuun lisäetu lakisääteiseen virhevastuuseen nähden on ns. käännetty näyttötaakka. Takuun voimassaoloaikana myyjän on osoitettava, että tuotteen huonontuminen johtuu esimerkiksi tavarän vääränlaisesta käsittelystä. Jos takuuta ei ole annettu, on lähtökohtaisesti ostajan osoitettava, että tavara on virheellinen. Takuuaikana yritys on velvollinen korjaamaan tai vaihtamaan virheellisen tuotteen ilmaiseksi.

Selvityksen vaatemerkeistä Aarre, Rukka, FRENH, Globe Hope, Halti, Sasta, Gugguu, R/H ja Sidoste tarjoavat tuotteilleen kaupallisen takuun.

Kemikaaleihin liittyvän raportoinnin osalta pisteitä saivat yritykset, joiden vaatteet tuotetaan matalan riskin maissa sekä yritykset, jotka kertovat täsmällisesti haitallisten kemikaalien eliminointiin liittyvästä työstään. EU:n REACH-lainsäädäntöön tai kuluttajien tuoteturvallisuuteen viittaaminen ei riitä, sillä arviointikriteeristö edellyttää myös kemikaalien valvontaa tuotannon osalta nk. riskimaissa. Kemikaalien käyttökielto (MRSI tai RSI - restricted substance list) ei myöskään yksin riitä varmistamaan koko tuotantoketjun läpäisevää valvontaa sekä suojelemaan ympäristöä ja työntekijöitä, vaan yritykseltä

edellytetään selkeää tietoa siitä, että kielletty kemikaalit on eliminoitu sen tuotannosta.

Osiassa kysytään myös yrityksen käyttämistä pakkausmateriaaleista, sen tuottamasta jätemäärästä ja jätejäljen pienentämisestä. Edellisten vuosien tavoin tarkasteltiin erityisesti toiminnan kokonaiskuvaa. Yhden pakkaus- tai jätelaadun raportoinnista ei saa pisteitä, jos kokonaiskuvaa muiden pakkausmateriaalien ja jätteiden kohdalta ei raportoida.

Työelämä- ja ihmisoikeudet

Tähän osioon sisältyy tuotannon ihmisoikeuksien valvominen, valitusmekanismin olemassaolo ja seuranta, tehdaslistojen julkaiseminen, työntekijöiden oikeus elämiseen riittävään palkkaan sekä alihankintasuhteiden keskittäminen ja niiden pituus.

Yrityksen huolellisuusveloitteeseen kuuluu arvoketjujen kartoitus ja riskien minimoiminen. Suurin osa vaateista valmistetaan riskimaissa, kuten Kiinassa, Bangladeshissä ja Intiassa, joissa ihmisoikeudet, kuten elämiseen riittävä palkka, eivät usein toteudu. Myös kohtuuttomat työajat ovat tavallinen ilmiö tekstiiliteollisuudessa.

Euroopassakin on niin kutsuttuja kohonneen riskin maita. Clean Clothes Campaignin Europe Floor Wage -selvityksen mukaan monen eurooppalaisen tekstiilutuotantomaan lakisääteiset minimipalkat voivat jäädä jopa



viidennekseen elämiseen riittävästä palkasta.⁴ Riskimaissa vaatteita tuottavan yrityksen tulisi sitoutua elämiseen riittävään palkkaan julkisesti, luoda toimintamalleja tämän saavuttamiseksi ja raportoida edistyksestä avoimesti.

Matalan riskin maissa, kuten Suomessa, Virossa, Latviassa, Liettuassa ja Portugalissa, ihmisoikeudet toteutuvat suuremmalla todennäköisyydellä kuin riskimaissa.

Tehdaslistojen ja erilaisten raaka-ainesertifiointien perusteella voidaan arvioida valmistukseen liittyviä ihmisoikeusriskejä. Mikäli raaka-aineiden alkuperä tai valmistusmaat eivät ole tiedossa, on kuluttajan ja muiden sidosryhmien vaikea varmistua siitä, että esimerkiksi pakkotyön riskiä ei ole. Tietoa tarvitaan, jotta voidaan arvioida vaikkapa sitä, miten suomalainen vaatetuotanto linkittyy erityisesti kuluneen vuoden aikana esiin nousseeseen Kiinan uiguurivähemmistön pakkotyöhön puuvillapelloilla ja tehtaissa.

Suomeen tuoduista tekstiileistä 38 % tulee Kiinasta. Seuraavaksi suurin tuontimaa on Bangladesh, josta tulee 6,7 % tekstiileistä. Kiinassa tuotetusta puuvillasta puolestaan yli 85 % tulee juuri Xinjiangin autonomisesta maakunnasta, jossa Kiinan johto järjestelmällisesti sortaa maan suurinta etnistä vähemmistöä, uiguureita. Jopa vii-

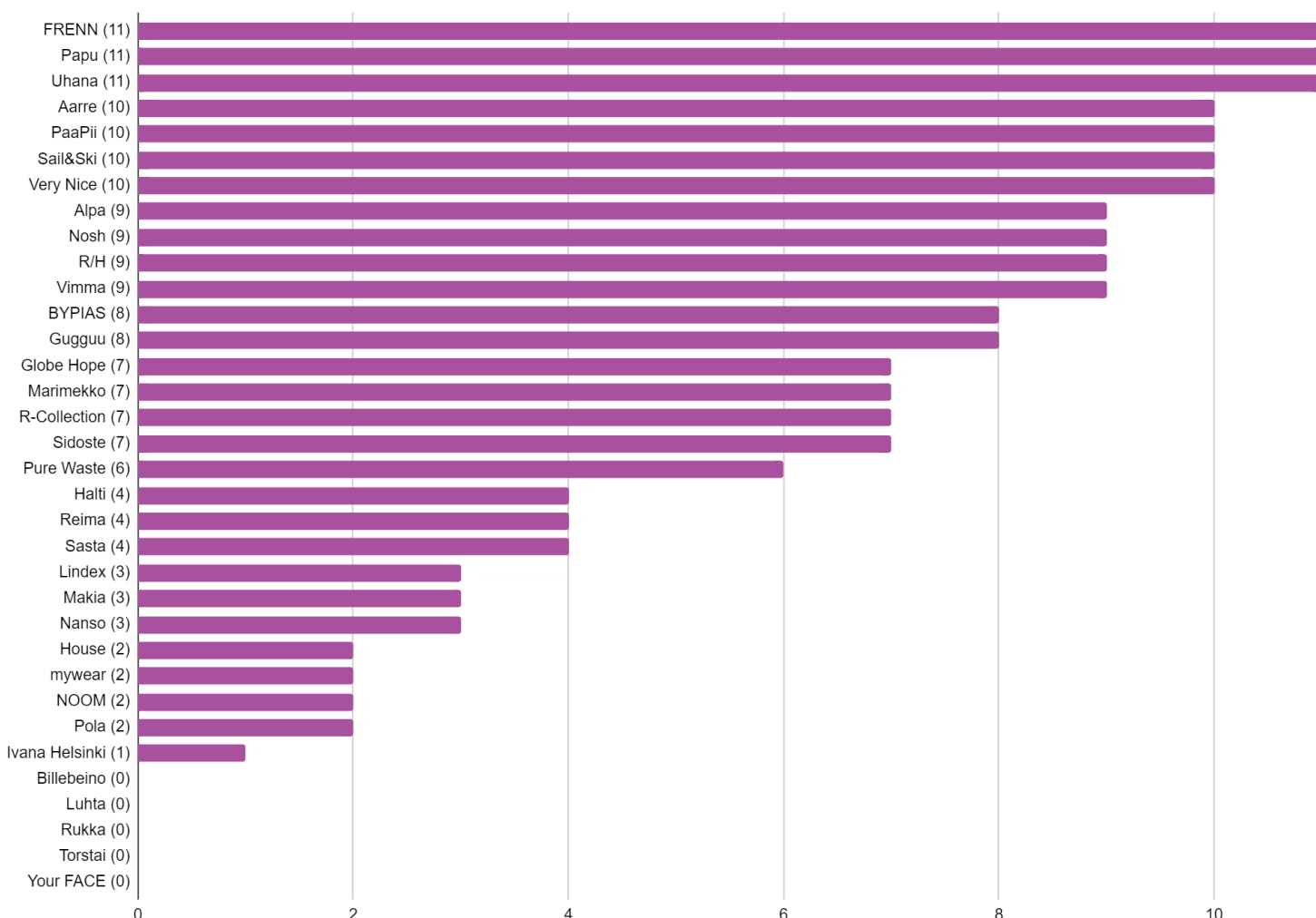
dennes koko maailman puuvillasta tulee Xinjiangista.

Suomalaismerkkien läpinäkyvyys on lisääntynyt ja tarkastelluista brändeistä jo yli 75 % (26/34) julkaisee ensimmäisen portaan tehdaslistansa. Näiden joukossa on yli viisisataa kiinalaistehdasta. Viisitoista merkkiä julkaisee tietoa toisen portaan toimittajistaan, eli materiaaleista, kuten kankaista ja langoista. Kahdestatoista Kiinassa tuottavasta brändistä kolme julkaisee tietoa alihankkijoistaan. Julkistettujen tietojen perusteella on vaikea sulkea pois pakkotyön riskiä.

Tällä hetkellä Reilu kauppa on ainoa raaka-ainesertifiointi, joka takaa sen, ettei neitseellinen puuvilla ole peräisin Xinjiangin alueelta. Selvityksen merkeistä ainoastaan Torstai raportoi käyttämänsä Reilun kaupan puuvillan määrän. Arvoketjujen ja vastuullisuusjärjestelmien läpinäkyvyyden lisääminen auttaa yrityksiä valvomaan luotettavammin ihmisoikeuksien toteutumista koko arvoketjunsä osalta.

⁴ <https://cleanclothes.org/campaigns/europe-floor-wage>

IHMISOIKEUDET (MAKS. 11 PISTETTÄ)



Yritysten tulee

- tehdä kattavaa ihmisoikeusvaikutusten arviointia YK:n liike-elämää ja ihmisoikeuksia koskevien ohjaavien periaatteiden mukaisesti sekä raportoida havaituista riskeistä ja toimista niiden minimoimiseksi.
- tehdä yhteistyötä kansalaisjärjestöjen, ammattiliittojen ja muiden yritysten kanssa.
- sitoutua julkisesti elämiseen riittävään palkkaan, luoda toimintamalleja sen saavuttamiseksi ja raportoida edistyksestä avoimesti.
- tähdätä nettonollaan asettamalla tavoitteet omien ilmastovaikutustensa minimoimiseksi ja raportoida edistyksestä läpinäkyvästi.
- julkaista tehdaslistansa Transparency Pledgen mukaan.

Päättäjien tulee

- edistää yrityksiä sitovaa ihmisoikeuksia koskevaa yritysvastuulakia Suomessa.
- varmistaa, että Suomi jatkaa kunnianhimoisen yritysvastuulainsäädännön edistämistä EU:ssa ja globaalisti.
- luoda kannustimia kiertotaloudelle ja hiilineutraalille liiketoiminnalle.

Kuluttajana ja kansalaisena

- pyydä yrityksiä kertomaan täsmällisesti vaatteiden tuotanto-oloista ja niiden tekemästä vastuullisuustyöstä.
- mieti, voitko uuden ostamisen sijaan lainata, vuokrata tai ostaa käytettynä.
- harkitse huolellisesti, ennen kuin ostat uusia vaatteita ja suosi silloin konkreettisesti ja läpinäkyvästi vastuullisuustyöstään kertovia yrityksiä.
- tutustu yritysten vastuullisuustyöhön.
- kysy kansanedustajilta ja europarlamentaarikoilta, mitä he tekevät yritysvastuun edistämiseksi ja ilmaise tukesi yritysvastuulainsäädännölle.
- tue Eetin työtä vastuullisemman vaateteollisuuden edistämiseksi.



Climate/ Carbon emissions

1. Has the brand (owner) disclosed the annual absolute climate footprint of its 'own operations', and has it accomplished an overall absolute climate footprint reduction compared to the result of the previous reporting year?
- 2.-3. Is at least 50 % / 100 % of the electricity used by the brand (company) generated from renewable resources, such as wind or solar energy or ECOenergy hydropower?
4. Has the brand (owner) disclosed the annual absolute climate footprint of its supply chain that is 'beyond own operations'?
5. Has the brand (owner) accomplished a reduction of this annual absolute climate footprint 'beyond own operations' compared to the result of the previous reporting year?
6. Has the brand (owner) set a target to make at least its own operations fully climate neutral by 2030, and is the brand on track to achieve this target?

Environment

- 1.-3. Does the brand (company) use environmentally 'preferred' raw materials for more than 25 % / 50 % / 90 % of its volume?
- 4.-5. Does the brand (company) use recycled raw materials for more than 25 % / 90 % of its volume?
6. Is there a policy for the brand (company) to eliminate all hazardous chemicals from the whole life-cycle and all production procedures to make the apparel?
- 7.-8. Has the brand (company) eliminated at least one / at least three suspect chemical group, such as Phthalates or Per fluorinated chemicals from its entire garment production?
9. Does the brand (owner) report what percentage of its shipping packaging and carrier are renewable or made from recycled materials, and does the brand implement best practices or concrete policies which have reduced the environmental impact of their packaging materials?
10. Does the brand (owner) publish its absolute waste materials footprint and implement concrete policies to minimize waste, by reducing, re-using and recycling, thereby decreasing its waste footprint compared to the previous reporting year?
11. Does the brand promote "slow fashion" and re-use of garments? Choose all that apply:

- a. Extended customer guarantee
- b. Repair and maintenance services
- c. Take back and second hand services
- d. Maintenance and repair instructions for a longer life cycle.
- e. Opening up the price structure of an exemplary product.
- f. Product specific clothing size charts are available.

Labor conditions / Human rights

1. Does the brand (owner) have a policy to make sure there is a proper grievance mechanism in place for factory workers and are at least 25 % of workers informed about their rights regarding this mechanism (e.g. through training)?
2. Does the brand (owner) have a published list of direct suppliers, that have collectively contributed to more than 90 % of the purchase volume?
3. Is this supplier list specific (Transparency Pledge)? The full name of all authorized production units and processing facilities. The site addresses. The parent company of the business at the site. Type of products made. Worker numbers at each site.
4. Is the list of direct suppliers extended with suppliers further down the supply chain, with a minimum of 40 % more in number compared to the direct suppliers?
- 5.-7. Does the brand purchase at least 25 % / 50 % / 70 % from certified manufacturers with improved labor conditions?
8. Does the brand (owner) annually report on the results of its labor conditions policy for the semi-finished products such as yarns, fabrics and leather, including a reasonable overview of the number and region of workplaces covered by the policy in relation to the total production volume?
9. Does the brand (owner) publicly commit to a living wage benchmark with defined wages per production region or factory?
10. Does the brand (owner) set a target to establish the payment of living wages at its apparel manufacturers, and is the brand on track to achieve this target?
11. Does the brand (owner) adhere to buying practices that enable living wages and good labour conditions, such as long term relations with factories, and concentrating production at a limited number of factories?

Result: A (20-29) 22 out of 29

	Climate/ Carbon Emissions	Answer	Remark	Hyperlink
1	Has the brand (owner) disclosed the annual absolute climate footprint of its 'own operations', and has it accomplished an overall absolute climate footprint reduction compared to the result of the previous reporting year?	Yes	Alpa publishes the climate footprint of its own operations for 2019 and 2020, and has reduced its absolute climate footprint for Scope 1 and 2 from 13 414 kg of CO ₂ e to 10 025 kg of CO ₂ e.	https://alpa.fi/wp-content/uploads/2020/07/Alpa-Vastuullisuusraportti_2019.pdf (KPL 6) and https://vastuullisuusraportti.alpa.fi/vastuullisuusraportti-2020/ (KPL 4)
2	Is at least 50% of the electricity used by the brand (company) generated from renewable resources, such as wind or solar energy or EKOenergy hydropower?	Yes	Alpa reports to have used only EKOenergy labelled renewable energy in 2021.	https://vastuullisuusraportti.alpa.fi/vastuullisuusraportti-2020/ (KPL 4.1)
3	Is all the electricity used by the brand (company) generated from renewable resources, such as wind or solar energy	Yes	See remark Climate Q2.	
4	Has the brand (owner) disclosed the annual absolute climate footprint of its supply chain that is 'beyond own operations'?	Yes	Alpa publishes the climate footprint of its supply chain for 2020, reporting an emissions figure of 95 839 kg of CO ₂ e.	https://vastuullisuusraportti.alpa.fi/vastuullisuusraportti-2020/ (KPL 4)
5	Has the brand (owner) accomplished a reduction of this annual absolute climate footprint 'beyond own operations' compared to the result of the previous reporting year?	Yes	Alpa publishes the climate footprint of its supply chain for 2019 and 2020, and has reduced the absolute climate footprint from 98 627 kg of CO ₂ e to 95 839 kg of CO ₂ e.	https://vastuullisuusraportti.alpa.fi/vastuullisuusraportti-2020/ (KPL 4)
6	Has the brand (owner) set a target to make at least its own operations fully climate neutral by 2030, and is the brand on track to achieve this target?	Yes	Alpa has set a target to make its own operations climate neutral by 2025: the company will achieve climate neutrality by using 100% sustainable/renewable energy starting in 2021.	https://vastuullisuusraportti.alpa.fi/vastuullisuusraportti-2020/ (KPL 4.5) and https://vastuullisuusraportti.alpa.fi/wp-content/uploads/2021/08/alpa_vastuullisuuden_tavoitteet_2020.pdf
Environment				
1	Does the brand (company) use environmentally 'preferred' raw materials for more than 25% of its volume?	?	Alpa uses mainly alpaca wool, which is not classified as environmentally preferred raw material by Rank a Brand.	p.11 https://alpa.fi/wp-content/uploads/2020/07/Alpa-Vastuullisuusraportti_2019.pdf
2	Does the brand (company) use environmentally 'preferred' raw materials for more than 50% of its volume?	?	See remark Environment Q1.	
3	Does the brand (company) use environmentally 'preferred' raw materials for more than 90% of its volume?	?	See remark Environment Q1.	

4	Does the brand (company) use recycled raw materials for more than 25% of its volume?	?	See remark Environment Q1.	
5	Does the brand (company) use recycled raw materials for more than 90% of its volume?	?	See remark Environment Q1.	
6	Is there a policy for the brand (company) to eliminate all hazardous chemicals from the whole lifecycle and all production procedures to make the apparel?	Yes	95% of Alpa production takes place in low risk countries where high environmental standards are enforced by law. In addition, Alpa reports that hazardous chemicals are not used in the production of its garments.	p.11 https://alpa.fi/wp-content/uploads/2020/07/Alpa-Vastuullisuusraportti_2019.pdf
7	Has the brand (company) eliminated at least one suspect chemical group, such as Phthalates or Per fluorinated chemicals from its entire garment production?	Yes	See remark Environment Q7.	
8	Has the brand (company) eliminated at least three suspect chemical group, such as Phthalates or Per fluorinated chemicals from its entire garment production?	Yes	See remark Environment Q7.	
9	15. Does the brand (owner) report what percentage of its shipping packaging and carrier are renewable or made from recycled materials, and does the brand implement best practices or concrete policies which have reduced the environmental impact of their packaging materials?	Yes	Alpa publishes a break down of all its packaging materials by whether they are recycled, and reports that the overall amount of used packaging materials has decreased compared to the year before. The use of RePack-packaging increased in 2020, which means the amount of single-use packaging decreased.	https://vastuullisuusraportti.alpa.fi/vastuullisuusraportti-2020/ (KPL 2.5)
10	Does the brand (owner) publish its absolute waste materials footprint and implement concrete policies to minimize waste, by reducing, re-using and recycling, thereby decreasing its waste footprint compared to the previous reporting year?	Yes	Alpa reports the annual waste by type, weight and way of disposal and has reduced its annual absolute waste footprint from 340 tons in 2019 to 280 in 2020.	https://vastuullisuusraportti.alpa.fi/vastuullisuusraportti-2020/ (KPL 2.3)
11	Does the brand promote "slow fashion" and re-use of garments? Choose all that apply	2 points	Alpa promotes slow fashion and reuse of garments by several measures.	
a	Extended customer guarantee	?	Alpa does not communicate offering a guarantee for products.	https://alpa.fi/toimitus-ja-palautusehdot/
b	Repair and maintenance services	Yes	Alpa offers repair and maintenance services.	https://alpa.fi/tuote-osasto/korjauspalvelu/
c	Take back and second hand services	Yes	Alpa takes back and sells their products as second hand.	https://alpa.fi/tuote-osasto/second-hand/
d	Maintenance and repair instructions for longer lifecycle.	Yes	Alpa provides maintenance and repair instructions.	https://alpa.fi/artikkelit/neuleen-hoito-ja-puhdistus/
e	Opening up the price structure of an exemplary product.	?	Alpa does not open price structures.	
f	Product specific clothing size charts are available.	Yes	Alpa has specific clothing size charts for all products.	https://alpa.fi/tuote/drizzle-neuletakki-luonnonvalkoinen/

	Labor conditions / Human rights			
1	Does the brand (owner) have a policy to make sure there is a proper grievance mechanism in place for factory workers and are at least 25% of workers informed about their rights regarding this mechanism (e.g. through training)?	Yes	Alpa does not report on a grievance mechanism but 95% of the production are made in low risk countries Lithuania, Finland and Germany.	https://vastuullisuusraportti.alpa.fi/vastuullisuusraportti-2020/ (KPL 3)
2	Does the brand (owner) have a published list of direct suppliers, that have collectively contributed to more than 90% of the purchase volume?	Yes	Alpa provides a complete list of its suppliers (Tier 1 and 2).	https://alpa.fi/wp-content/uploads/2021/10/Alpan_toimitajat_2021.pdf
3	Is this supplier list specific (Transparency Pledge)? The full name of all authorized production units and processing facilities. The site addresses. The parent company of the business at the site. Type of products made. Worker numbers at each site.	Yes	Alps has published a specific supplier list aligning with the Transparency Pledge.	https://alpa.fi/wp-content/uploads/2021/10/Alpan_toimitajat_2021.pdf
4	Is the list of direct suppliers extended with suppliers further down the supply chain, with a minimum of 40% more in number compared to the direct suppliers?	Yes	See remark Labour Q2.	
5	Does the brand purchase at least 25% from certified manufacturers with improved labor conditions?	Yes	95% of Alpa production takes place in low risk countries, where high labor standards are enforced by law.	
6	Does the brand purchase at least 50% from certified manufacturers with improved labor conditions?	Yes	See remark Labour Q5.	
7	Does the brand purchase over 70% from certified manufacturers with improved labor conditions?	Yes	See remark Labour Q5.	
8	Does the brand (owner) annually report on the results of its labor conditions policy for the semi-finished products such as yarns, fabrics and leather, including a reasonable overview of number and region of workplaces covered by the policy in relation to the total production volume?	Yes	Alpa reports 95% of it's production (knitting) takes place in low risk countries.	https://vastuullisuusraportti.alpa.fi/vastuullisuusraportti-2020/ (KPL 2.6)
9	Does the brand (owner) publicly commit to a living wage benchmark with defined wages per production region or factory?	?	Alpa has made public commitment to a living wages but it has not defined wages per region of factory.	p.22 https://alpa.fi/wp-content/uploads/2020/07/Alpa-Vastuullisuusraportti_2019.pdf
10	Does the brand (owner) set a target to establish the payment of living wages at its apparel manufacturers, and is the brand on track to achieve this target?	?	Alpa does not provide concrete information about measures implemented to establish the payment of living wages at its apparel manufacturers.	https://alpa.fi/vastuullinen-tuotanto/
11	Does the brand (owner) adhere to buying practices that enable living wages and good labour conditions, such as long term relations with factories, and concentrating production at limited number of factories?	Yes	Alpa reports long term relationships with suppliers. Alpa has cooperated since 2016 with 4/6 of its Tier 1 suppliers.	p. 40: https://alpa.fi/wp-content/uploads/2020/07/Alpa-Vastuullisuusraportti_2019.pdf



Result: A (20-29) 20 out of 29

	Climate/ Carbon Emissions	Answer	Remark	Hyperlink
1	Has the brand (owner) disclosed the annual absolute climate footprint of its 'own operations', and has it accomplished an overall absolute climate footprint reduction compared to the result of the previous reporting year?	No	Aarre/Pumpkin Design Oy publishes climate footprint of 7.37 CO2 tonnes in 2020 and reports a increase of 1.48 tonnes from previous reporting year.	p. 7 and p. 8 https://aarrelabel.com/wp-content/uploads/2021/10/aarre-vas-tuullisuusraportti_2020.pdf
2	Is at least 50% of the electricity used by the brand (company) generated from renewable resources, such as wind or solar energy or EKOenergy hydropower?	Yes	Aarre reports using 100% renewable energy of total electricity consumption (EKOenergy wind) in 2020.	p.7 https://aarrelabel.com/wp-content/uploads/2021/10/aarre-vas-tuullisuusraportti_2020.pdf
3	Is all the electricity used by the brand (company) generated from renewable resources, such as wind or solar energy or EKOenergy hydropower?	Yes	See remark Climate Q2.	
4	Has the brand (owner) disclosed the annual absolute climate footprint of its supply chain that is 'beyond own operations'?	?	Aarre publishes an overall climate footprint for 2020, however it does not provide clear Scope 3 calculations.	
5	Has the brand (owner) accomplished a reduction of this annual absolute climate footprint 'beyond own operations' compared to the result of the previous reporting year?	?	See remark Climate Q4.	p. 7 and p. 8 https://aarrelabel.com/wp-content/uploads/2021/10/aarre-vas-tuullisuusraportti_2020.pdf
6	Has the brand (owner) set a target to make at least its own operations fully climate neutral by 2030, and is the brand on track to achieve this target?	?	Aarre commits to becoming carbon neutral by 2030 and takes several measures for achieving the goal, such as use of 100% renewable energy for its own operations, yet emissions have grown from the last reporting year due to growth in operations.	p. 7 and p. 45 https://aarrelabel.com/wp-content/uploads/2021/10/aarre-vas-tuullisuusraportti_2020.pdf
Environment				
1	Does the brand (company) use environmentally 'preferred' raw materials for more than 25% of its volume?	Yes	Aarre uses environmentally preferred fibre (organic cotton, recycled materials, Lyocell and Tencel) in 71.5 % of its production.	p. 40 https://aarrelabel.com/wp-content/uploads/2021/10/aarre-vas-tuullisuusraportti_2020.pdf
2	Does the brand (company) use environmentally 'preferred' raw materials for more than 50% of its volume?	Yes	See remark Environment Q1.	
3	Does the brand (company) use environmentally 'preferred' raw materials for more than 90% of its volume?	No	See remark Environment Q1.	
4	Does the brand (company) use recycled raw materials for more than 25% of its volume?	No	Aarre uses recycled materials in 11% of its production in 2020.	

5	Does the brand (company) use recycled raw materials for more than 90% of its volume?	No	See remark Environment Q4.	p. 40 https://aarrelabel.com/wp-content/uploads/2021/10/aarre-vas-tuullisuusraportti_2020.pdf
6	Is there a policy for the brand (company) to eliminate all hazardous chemicals from the whole lifecycle and all production procedures to make the apparel?	Yes	All products are made in EU countries: Portugal (89.8 %) and Italy (10.2 %) where high environmental standards are enforced by law.	p. 37 https://aarrelabel.com/wp-content/uploads/2021/10/aarre-vas-tuullisuusraportti_2020.pdf
7	Has the brand (company) eliminated at least one suspect chemical group, such as Phthalates or Per fluorinated chemicals from its entire garment production?	Yes	See remark Environment Q6.	
8	Has the brand (company) eliminated at least three suspect chemical group, such as Phthalates or Per fluorinated chemicals from its entire garment production?	Yes	See remark Environment Q6.	
9	Does the brand (owner) report what percentage of its shipping packaging and carrier are renewable or made from recycled materials, and does the brand implement best practices or concrete policies which have reduced the environmental impact of their packaging materials?	Yes	Aarre reports that 24.5% of its packaging materials are recycled, as well as sourcing only FSC / PEFC certified packaging materials.	p. 42 and p. 44 https://aarrelabel.com/wp-content/uploads/2021/10/aarre-vas-tuullisuusraportti_2020.pdf
10	Does the brand (owner) publish its absolute waste materials footprint and implement concrete policies to minimize waste, by reducing, re-using and recycling, thereby decreasing its waste footprint compared to the previous reporting year?	?	Aarre reports the annual waste by type (paper, plastic, fabric) but it is not clear whether it has reduced the absolute waste material footprint.	p. 22 and p. 44 https://aarrelabel.com/wp-content/uploads/2021/10/aarre-vas-tuullisuusraportti_2020.pdf
11	Does the brand promote "slow fashion" and re-use of garments? Choose all that apply	2 points	Aarre promotes slow fashion and reuse of garments by several measures.	
a	Extended customer guarantee	Yes	Aarre offers 18 months customer guarantee for all products, except tights and socks.	https://Aarrelabel.com/tuotetakuu/
b	Repair and maintenance services	Yes	Aarre offers repair and maintenance services.	https://Aarrelabel.com/tuotetakuu/
c	Take back and second hand services	?	Aarre does not sell second hand products.	
d	Maintenance and repair instructions for longer lifecycle.	Yes	Aarre provides maintenance and repair instructions.	https://aarrelabel.com/hoito-ohjeet/ https://aarrelabel.com/tuote/natalia-mekko-musta/
e	Opening up the price structure of an exemplary product.	?	Aarre does not open price structures.	

f	Product specific clothing size charts are available.	Yes	Aarre has specific clothing size charts for all products.	https://Aarrelabel.com/mitoitus/ https://Aarrelabel.com/tuote/natalia-mekko-musta/
Labor conditions / Human rights				
1	Does the brand (owner) have a policy to make sure there is a proper grievance mechanism in place for factory workers and are at least 25% of workers informed about their rights regarding this mechanism (e.g. through training)?	Yes	90% of Aarre products are manufactured in Portugal, which is a low risk country where labor human rights are enforced by law. 10% of the production comes from a factory in Northern Italy. Italy is a medium risk country.	p. 22 and p. 44 https://aarrelabel.com/wp-content/uploads/2021/10/aarre-vas-tuullisuusraportti_2020.pdf
2	Does the brand (owner) have a published list of direct suppliers, that have collectively contributed to more than 90% of the purchase volume?	Yes	Aarre has published a complete list of its suppliers, including the full addresses / products made in each factory.	p. 11 https://aarrelabel.com/wp-content/uploads/2021/10/aarre-vas-tuullisuusraportti_2020.pdf
3	Is this supplier list specific (Transparency Pledge)? The full name of all authorized production units and processing facilities. The site addresses. The parent company of the business at the site. Type of products made. Worker numbers at each site.	Yes	Aarre has published a specific supplier list aligning with the Transparency Pledge.	p. 11 https://aarrelabel.com/wp-content/uploads/2021/10/aarre-vas-tuullisuusraportti_2020.pdf
4	Is the list of direct suppliers extended with suppliers further down the supply chain, with a minimum of 40% more in number compared to the direct suppliers?	Yes	Aarre publishes one Tier 3 supplier which produces 65 % of used material.	p. 11 https://aarrelabel.com/wp-content/uploads/2021/10/aarre-vas-tuullisuusraportti_2020.pdf
5	Does the brand purchase at least 25% from certified manufacturers with improved labor conditions?	Yes	90% of Aarre production volume is made in Portugal which is a low risk country where high labor standards are enforced by law.	p. 10, 38 https://aarrelabel.com/wp-content/uploads/2021/10/aarre-vas-tuullisuusraportti_2020.pdf
6	Does the brand purchase at least 50% from certified manufacturers with improved labor conditions?	Yes	See remark Labour Q5.	
7	Does the brand purchase over 70% from certified manufacturers with improved labor conditions?	Yes	See remark Labour Q5.	
8	Does the brand (owner) annually report on the results of its labor conditions policy for the semi-finished products such as yarns, fabrics and leather, including a reasonable overview of number and region of workplaces covered by the policy in relation to the total production volume?	Yes	64.9 % of the fabrics are manufactured in Portugal which is a low risk country where high labor standards are enforced by law.	p. 11 https://aarrelabel.com/wp-content/uploads/2021/10/aarre-vas-tuullisuusraportti_2020.pdf
9	Does the brand (owner) publicly commit to a living wage benchmark with defined wages per production region or factory?	Yes	Aarre has made a commitment to a living wage and provides benchmark calculations for Portugal. However, they do not provide calculations yet for Italy which is a medium risk country and around 10 % of Aarre production. Aarre has published average wages per region/ job title but it is unclear if all employees receive this salary.	p. 10, 13, 14-36 https://aarrelabel.com/wp-content/uploads/2021/10/aarre-vas-tuullisuusraportti_2020.pdf

10	Does the brand (owner) set a target to establish the payment of living wages at its apparel manufacturers, and is the brand on track to achieve this target?	?	See remark Labour Q9.	
11	Does the brand (owner) adhere to buying practices that enable living wages and good labour conditions, such as long term relations with factories, and concentrating production at limited number of factories?	Yes	Aarre communicates that 79% of the purchase value is from supplier with whom the business relationship has lasted for at least 5 years.	p.10, https://aarrela-bel.com/wp-content/uploads/2021/10/aarre-vas-tuullisuusraportti_2020.pdf

Result: E (0-4) 2 out of 29

	Climate/ Carbon Emissions	Answer	Remark	Hyperlink
1	Has the brand (owner) disclosed the annual absolute climate footprint of its 'own operations', and has it accomplished an overall absolute climate footprint reduction compared to the result of the previous reporting year?	?	Billebeino does not publish the climate footprint of its own operations.	https://www.impactreport.app/billebeino/areyou/index.html?view=Planet
2	Is at least 50% of the electricity used by the brand (company) generated from renewable resources, such as wind or solar energy or EKOenergy hydropower?	?	BilleBeino does not communicate its renewable energy policy.	https://www.impactreport.app/billebeino/areyou/index.html?view=Planet
3	Is all the electricity used by the brand (company) generated from renewable resources, such as wind or solar energy or EKOenergy hydropower?	?	See remark Climate Q2.	
4	Has the brand (owner) disclosed the annual absolute climate footprint of its supply chain that is 'beyond own operations'?	?	BilleBeino has not published any climate footprint of its supply chain.	https://www.impactreport.app/billebeino/areyou/index.html?view=Planet
5	Has the brand (owner) accomplished a reduction of this annual absolute climate footprint 'beyond own operations' compared to the result of the previous reporting year?	?	See remark Climate Q4.	
6	Has the brand (owner) set a target to make at least its own operations fully climate neutral by 2030, and is the brand on track to achieve this target?	?	No information is given or no climate neutrality target is mentioned.	https://www.impactreport.app/billebeino/areyou/index.html?view=Planet
	Environment			
1	Does the brand (company) use environmentally 'preferred' raw materials for more than 25% of its volume?	Yes	BilleBeino reports that 40% of its products are made of recycled materials.	https://eu.billebeino.com/pages/about
2	Does the brand (company) use environmentally 'preferred' raw materials for more than 50% of its volume?	?	See remark Environment Q1.	
3	Does the brand (company) use environmentally 'preferred' raw materials for more than 90% of its volume?	?	See remark Environment Q1.	
4	Does the brand (company) use recycled raw materials for more than 25% of its volume?	Yes	BilleBeino reports that 40% of its products are made of recycled materials.	https://eu.billebeino.com/pages/about https://www.impactreport.app/billebeino/areyou/index.html?view=X1
5	Does the brand (company) use recycled raw materials for more than 90% of its volume?	?	See remark Environment Q1.	

6	Is there a policy for the brand (company) to eliminate all hazardous chemicals from the whole lifecycle and all production procedures to make the apparel?	?	BilleBeino does not provide information of its own policies to eliminate hazardous chemicals.	https://www.impactreport.app/billebeino/areyou/index.html?view=Page_9
7	Has the brand (company) eliminated at least one suspect chemical group, such as Phthalates or Per fluorinated chemicals from its entire garment production?	?	See remark Environment Q6.	
8	Has the brand (company) eliminated at least three suspect chemical group, such as Phthalates or Per fluorinated chemicals from its entire garment production?	?	See remark Environment Q6.	
9	15. Does the brand (owner) report what percentage of its shipping packaging and carrier are renewable or made from recycled materials, and does the brand implement best practices or concrete policies which have reduced the environmental impact of their packaging materials?	?	BilleBeino does not report the percentage of recycled materials used for its consumer packaging, nor annual reductions or best practices regarding its packaging materials.	https://www.impactreport.app/billebeino/areyou/index.html?view=Page_8
10	Does the brand (owner) publish its absolute waste materials footprint and implement concrete policies to minimize waste, by reducing, re-using and recycling, thereby decreasing its waste footprint compared to the previous reporting year?	?	BilleBeino does not communicate any information regarding its waste generation.	https://www.impactreport.app/billebeino/areyou/index.html?view=People13
11	Does the brand promote "slow fashion" and re-use of garments? Choose all that apply	0 points	Billebeino does not provide services or product information showing the brand promotes slow fashion.	
a	Extended customer guarantee	?	Billebeino does not communicate offering guarantee for products.	
b	Repair and maintenance services	?	Billebeino does not communicate offering repair or maintenance services.	
c	Take back and second hand services	?	Billebeino does not communicate taking back their clothes or selling them as second hand.	
d	Maintenance and repair instructions for longer lifecycle.	?	Billebeino does not communicate offering maintenance or repair instructions.	
e	Opening up the price structure of an exemplary product.	?	Billebeino does not open price structures.	
f	Product specific clothing size charts are available.	Yes	Billebeino has specific clothing size charts for all products.	https://eu.billebeino.com/collections/fw21-drop-2/products/washed-brick-hoodie

Labor conditions / Human rights				
1	Does the brand (owner) have a policy to make sure there is a proper grievance mechanism in place for factory workers and are at least 25% of workers informed about their rights regarding this mechanism (e.g. through training)?	?	BilleBeino does not report on a grievance mechanism.	https://www.impactreport.app/billebeino/areyou/index.html?view=People
2	Does the brand (owner) have a published list of direct suppliers, that have collectively contributed to more than 90% of the purchase volume?	?	BilleBeino does not provide a list of direct suppliers.	https://www.impactreport.app/billebeino/areyou/index.html?view=People
3	Is this supplier list specific (Transparency Pledge)? The full name of all authorized production units and processing facilities. The site addresses. The parent company of the business at the site. Type of products made. Worker numbers at each site.	?	See the remark Labour Q2.	
4	Is the list of direct suppliers extended with suppliers further down the supply chain, with a minimum of 40% more in number compared to the direct suppliers?	?	See the remark Labour Q2.	
5	Does the brand purchase at least 25% from certified manufacturers with improved labor conditions?	?	BilleBeino does not communicate information about being part of a collective initiative or purchasing from an accredited supplier.	https://www.impactreport.app/billebeino/areyou/index.html?view=People
6	Does the brand purchase at least 50% from certified manufacturers with improved labor conditions?	?	See the remark Labour Q5.	
7	Does the brand purchase over 70% from certified manufacturers with improved labor conditions?	?	See the remark Labour Q5.	
8	Does the brand (owner) annually report on the results of its labor conditions policy for the semi-finished products such as yarns, fabrics and leather, including a reasonable overview of number and region of workplaces covered by the policy in relation to the total production volume?	?	BilleBeino does not publicly report results of measures implemented to improve labour conditions at its fabric manufacturers.	https://www.impactreport.app/billebeino/areyou/index.html?view=People
9	Does the brand (owner) publicly commit to a living wage benchmark with defined wages per production region or factory?	?	BilleBeino has not published any commitment to a living wage benchmark.	https://www.impactreport.app/billebeino/areyou/index.html?view=People
10	Does the brand (owner) set a target to establish the payment of living wages at its apparel manufacturers, and is the brand on track to achieve this target?	?	BilleBeino doesn't provide information about measures implemented to establish the payment of living wage.	https://www.impactreport.app/billebeino/areyou/index.html?view=People
11	Does the brand (owner) adhere to buying practices that enable living wages and good labour conditions, such as long term relations with factories, and concentrating production at limited number of factories?	?	BilleBeino does not report on the duration of business relationships with suppliers, nor on strategy to concentrate production at a limited number of factories.	https://www.impactreport.app/billebeino/areyou/index.html?view=People

Result: E (0-4) 3 out of 29

	Climate/ Carbon Emissions	Answer	Remark	Hyperlink
1	Has the brand (owner) disclosed the annual absolute climate footprint of its 'own operations', and has it accomplished an overall absolute climate footprint reduction compared to the result of the previous reporting year?	Yes	Luhta published the first climate footprint of its own operations for 2020; 746 tonnes of CO ₂ e and reports it has changed to renewable energy sources reducing their emissions by 572,57 tonnes.	https://luhta.com/fi/fi/content/responsibility
2	Is at least 50% of the electricity used by the brand (company) generated from renewable resources, such as wind or solar energy or EKOenergy hydropower?	?	Luhta communicates it is using renewable energy but does not specify sources.	https://luhta.com/fi/fi/content/responsibility
3	Is all the electricity used by the brand (company) generated from renewable resources, such as wind or solar energy or EKOenergy hydropower?	?	See remark Climate Q2.	
4	Has the brand (owner) disclosed the annual absolute climate footprint of its supply chain that is 'beyond own operations'?	?	The published climate footprint is incomplete: some relevant parts of the supply chain are excluded.	https://luhta.com/fi/fi/content/responsibility
5	Has the brand (owner) accomplished a reduction of this annual absolute climate footprint 'beyond own operations' compared to the result of the previous reporting year?	?	See remark Climate Q4	
6	Has the brand (owner) set a target to make at least its own operations fully climate neutral by 2030, and is the brand on track to achieve this target?	?	Luhta commits to becoming carbon neutral by 2030 and will report about its emission reduction plan in March 2022.	
Environment				
1	Does the brand (company) use environmentally 'preferred' raw materials for more than 25% of its volume?	Yes	Luhta communicates using 26,4% of environmentally preferred materials including recycled polyester and organic cotton.	https://luhta.com/fi/fi/content/responsible-materials
2	Does the brand (company) use environmentally 'preferred' raw materials for more than 50% of its volume?	?	See remark Environment Q1	
3	Does the brand (company) use environmentally 'preferred' raw materials for more than 90% of its volume?	?	See remark Environment Q1	
4	Does the brand (company) use recycled raw materials for more than 25% of its volume?	?	See remark Environment Q1	

5	Does the brand (company) use recycled raw materials for more than 90% of its volume?	?	See remark Environment Q1	
6	Is there a policy for the brand (company) to eliminate all hazardous chemicals from the whole lifecycle and all production procedures to make the apparel?	?	Luhta does not provide information of its policies to eliminate hazardous chemicals other than REACH legislation.	https://luhta.com/fi/fi/content/responsibility
7	Has the brand (company) eliminated at least one suspect chemical group, such as Phthalates or Per fluorinated chemicals from its entire garment production?	?	See remark Environment Q6	
8	Has the brand (company) eliminated at least three suspect chemical group, such as Phthalates or Per fluorinated chemicals from its entire garment production?	?	See remark Environment Q6	
9	Does the brand (owner) report what percentage of its shipping packaging and carrier are renewable or made from recycled materials, and does the brand implement best practices or concrete policies which have reduced the environmental impact of their packaging materials?	?	Luhta does not report the share of recycled materials used for its consumer packaging, nor annual reductions or best practices regarding packaging materials.	https://luhta.com/fi/fi/content/responsibility
10	Does the brand (owner) publish its absolute waste materials footprint and implement concrete policies to minimize waste, by reducing, re-using and recycling, thereby decreasing its waste footprint compared to the previous reporting year?	?	Luhta does not communicate any information regarding its waste generation.	
11	Does the brand promote "slow fashion" and re-use of garments? Choose all that apply	1 point	Brand owner Luhta Sportswear Company promotes slow fashion and reuse of garments by some measures.	
a	Extended customer guarantee	?	Luhta does not communicate offering guarantee for products.	
b	Repair and maintenance services	Yes	Luhta has a repair shop in Renkomäki Lahti that you can contact via email: asiakaspalvelu@luhta.com	https://luhta.com/fi/fi/content/responsibility
c	Take back and second hand services	?	Luhta does not communicate taking back their clothes or selling them as second hand.	
d	Maintenance and repair instructions for longer lifecycle.	?	Luhta does not communicate offering maintenance or repair instructions.	
e	Opening up the price structure of an exemplary product.	?	Luhta does not open price structures.	
f	Product specific clothing size charts are available.	Yes	Luhta has specific clothing size charts for all products.	https://luhta.com/fi/fi/b/luhta
Labor conditions / Human rights				

1	Does the brand (owner) have a policy to make sure there is a proper grievance mechanism in place for factory workers and are at least 25% of workers informed about their rights regarding this mechanism (e.g. through training)?	?	Luhta reports having a feedback box at one of its suppliers' premises. However, Luhta does not report on grievance mechanism in its other production sites or provide a progress report.	https://luhta.com/fi/fi/content/responsibility
2	Does the brand (owner) have a published list of direct suppliers, that have collectively contributed to more than 90% of the purchase volume?	?	Luhta does not provide a list of direct suppliers.	https://luhta.com/fi/fi/content/responsibility
3	Is this supplier list specific (Transparency Pledge)? The full name of all authorized production units and processing facilities. The site addresses. The parent company of the business at the site. Type of products made. Worker numbers at each site.	?	See the remark Labour Q2	
4	Is the list of direct suppliers extended with suppliers further down the supply chain, with a minimum of 40% more in number compared to the direct suppliers?	?	See the remark Labour Q2	
5	Does the brand purchase at least 25% from certified manufacturers with improved labor conditions?	?	Luhta is a member of BSCI, which provides a grievance mechanism, but does not provide progress report or data on worker trainings on the use of the grievance mechanism.	http://www.luhtasports-wearcompany.fi/en/responsibility/
6	Does the brand purchase at least 50% from certified manufacturers with improved labor conditions?	?	See the remark Labour Q5	
7	Does the brand purchase over 70% from certified manufacturers with improved labor conditions?	?	See the remark Labour Q5	
8	Does the brand (owner) annually report on the results of its labor conditions policy for the semi-finished products such as yarns, fabrics and leather, including a reasonable overview of number and region of workplaces covered by the policy in relation to the total production volume?	?	Luhta does not publicly report on results of its measures implemented to improve labor conditions at its fabric manufacturers.	http://www.luhtasports-wearcompany.fi/en/responsibility/
9	Does the brand (owner) publicly commit to a living wage benchmark with defined wages per production region or factory?	?	Luhta has made a public commitment to pay living wage in their factory in Suzhou. However it is unclear what is the situation outside of this factory.	https://luhta.com/fi/fi/content/responsibility
10	Does the brand (owner) set a target to establish the payment of living wages at its apparel manufacturers, and is the brand on track to achieve this target?	?	See the remark Labour Q9	
11	Does the brand (owner) adhere to buying practices that enable living wages and good labour conditions, such as long term relations with factories, and concentrating production at limited number of factories?	?	Luhta does not report on the duration of business relationships with suppliers, nor on strategy to concentrate production at a limited number of factories.	http://www.luhtasports-wearcompany.fi/en/responsibility/

Result: E (0-4) 2 out of 29

	Climate/ Carbon Emissions	Answer	Remark	Hyperlink
1	Has the brand (owner) disclosed the annual absolute climate footprint of its 'own operations', and has it accomplished an overall absolute climate footprint reduction compared to the result of the previous reporting year?	Yes	Luhta published the first climate footprint of its own operations for 2020; 746 tonnes of CO ₂ e and reports it has changed to renewable energy sources reducing their emissions by 572,57 tonnes.	https://luhta.com/fi/fi/content/responsibility
2	Is at least 50% of the electricity used by the brand (company) generated from renewable resources, such as wind or solar energy or EKOenergy hydropower?	?	Luhta communicates it is using renewable energy but does not specify sources.	
3	Is all the electricity used by the brand (company) generated from renewable resources, such as wind or solar energy or EKOenergy hydropower?	?	See remark Climate Q2.	
4	Has the brand (owner) disclosed the annual absolute climate footprint of its supply chain that is 'beyond own operations'?	?	The published climate footprint is incomplete: some relevant parts of the supply chain are excluded.	https://luhta.com/fi/fi/content/responsibility
5	Has the brand (owner) accomplished a reduction of this annual absolute climate footprint 'beyond own operations' compared to the result of the previous reporting year?	?	See remark Climate Q4	
6	Has the brand (owner) set a target to make at least its own operations fully climate neutral by 2030, and is the brand on track to achieve this target?	?	Rukka / Luhta Sportswear Company commits to become carbon neutral by 2030 and will report about its emission reduction plan in March 2022.	
Environment				
1	Does the brand (company) use environmentally 'preferred' raw materials for more than 25% of its volume?	?	Rukka / Luhta Sportswear Company communicates increasing environmentally preferred materials in 2022.	http://www.luhtasportswearcompany.fi/en/responsibility/
2	Does the brand (company) use environmentally 'preferred' raw materials for more than 50% of its volume?	?	See remark Environment Q1	
3	Does the brand (company) use environmentally 'preferred' raw materials for more than 90% of its volume?	?	See remark Environment Q1	
4	Does the brand (company) use recycled raw materials for more than 25% of its volume?	?	See remark Environment Q1	
5	Does the brand (company) use recycled raw materials for more than 90% of its volume?	?	See remark Environment Q1	
6	Is there a policy for the brand (company) to eliminate all hazardous chemicals from the whole lifecycle and all production procedures to make the apparel?	?	Rukka / Luhta Sportswear Company does not provide information of its policies to eliminate hazardous chemicals other than REACH legislation.	https://luhta.com/fi/fi/content/responsibility

7	Has the brand (company) eliminated at least one suspect chemical group, such as Phthalates or Per fluorinated chemicals from its entire garment production?	?	See remark Environment Q6	
8	Has the brand (company) eliminated at least three suspect chemical group, such as Phthalates or Per fluorinated chemicals from its entire garment production?	?	See remark Environment Q6	
9	Does the brand (owner) report what percentage of its shipping packaging and carrier are renewable or made from recycled materials, and does the brand implement best practices or concrete policies which have reduced the environmental impact of their packaging materials?	?	Rukka / Luhta Sportswear Company does not report the share of recycled materials used for its consumer packaging, nor annual reductions or best practices regarding packaging materials.	https://luhta.com/fi/fi/content/responsibility
10	Does the brand (owner) publish its absolute waste materials footprint and implement concrete policies to minimize waste, by reducing, re-using and recycling, thereby decreasing its waste footprint compared to the previous reporting year?	?	Rukka / Luhta Sportswear Company does not communicate any information regarding its waste generation.	
11	Does the brand promote "slow fashion" and re-use of garments? Choose all that apply	1 point	Brand owner Luhta Sportswear Company promotes slow fashion and reuse of garments by some measures.	
a	Extended customer guarantee	Yes	Rukka / Luhta Sportswear Company offers five year guarantee for certain products.	
b	Repair and maintenance services	Yes	Rukka / Luhta Sportswear Company has a repair service for some products. Contact via email: asiakaspalvelu@luhta.com	
c	Take back and second hand services	?	Rukka / Luhta Sportswear Company does not communicate taking back their clothes or selling them as second hand.	
d	Maintenance and repair instructions for longer lifecycle.	?	Rukka / Luhta Sportswear Company does not communicate offering maintenance or repair instructions.	
e	Opening up the price structure of an exemplary product.	?	Rukka / Luhta Sportswear Company does not open price structures.	
f	Product specific clothing size charts are available.	Yes	Rukka / Luhta Sportswear Company has specific clothing size charts for all products.	
Labor conditions / Human rights				
1	Does the brand (owner) have a policy to make sure there is a proper grievance mechanism in place for factory workers and are at least 25% of workers informed about their rights regarding this mechanism (e.g. through training)?	?	Luhta reports having a feedback box in one of its suppliers. However, Luhta does not report on a grievance mechanism in its other production sites or provide a progress report.	https://luhta.com/fi/fi/content/responsibility
2	Does the brand (owner) have a published list of direct suppliers, that have collectively contributed to more than 90% of the purchase volume?	?	Rukka / Luhta Sportswear Company does not provide a list of direct suppliers.	https://luhta.com/fi/fi/content/responsibility

3	Is this supplier list specific (Transparency Pledge)? The full name of all authorized production units and processing facilities. The site addresses. The parent company of the business at the site. Type of products made. Worker numbers at each site.	?	See the remark Labour Q2	
4	Is the list of direct suppliers extended with suppliers further down the supply chain, with a minimum of 40% more in number compared to the direct suppliers?	?	See the remark Labour Q2	
5	Does the brand purchase at least 25% from certified manufacturers with improved labor conditions?	?	Luhta is a member of BSCI, which provides a grievance mechanism, but does not provide progress report or data on worker trainings on the use of the grievance mechanism.	http://www.luhtasportswearcompany.fi/en/responsibility/
6	Does the brand purchase at least 50% from certified manufacturers with improved labor conditions?	?	See the remark Labour Q5	
7	Does the brand purchase over 70% from certified manufacturers with improved labor conditions?	?	See the remark Labour Q5	
8	Does the brand (owner) annually report on the results of its labor conditions policy for the semi-finished products such as yarns, fabrics and leather, including a reasonable overview of number and region of workplaces covered by the policy in relation to the total production volume?	?	Rukka / Luhta Sportswear Company does not publicly report on results of its measures implemented to improve labour conditions at its fabric manufacturers.	http://www.luhtasportswearcompany.fi/en/responsibility/
9	Does the brand (owner) publicly commit to a living wage benchmark with defined wages per production region or factory?	?	Luhta has made a public commitment to pay living wage in their factory in Suzhou. However it is unclear what is the situation outside of this one factory.	https://luhta.com/fi/fi/content/responsibility
10	Does the brand (owner) set a target to establish the payment of living wages at its apparel manufacturers, and is the brand on track to achieve this target?	?	See the remark Labour Q9	
11	Does the brand (owner) adhere to buying practices that enable living wages and good labour conditions, such as long term relations with factories, and concentrating production at limited number of factories?	?	Rukka / Luhta Sportswear Company does not report on the duration of business relationships with suppliers, nor on strategy to concentrate production at a limited number of factories.	http://www.luhtasportswearcompany.fi/en/responsibility/

Result: E (0-4) 2 out of 29

	Climate/ Carbon Emissions	Answer	Remark	Hyperlink
1	Has the brand (owner) disclosed the annual absolute climate footprint of its 'own operations', and has it accomplished an overall absolute climate footprint reduction compared to the result of the previous reporting year?	Yes	Luhta published the first climate footprint of its own operations for 2020; 746 tonnes of CO2e and reports it has changed to renewable energy sources reducing their emissions by 572,57 tonnes.	https://luhta.com/fi/fi/content/responsibility
2	Is at least 50% of the electricity used by the brand (company) generated from renewable resources, such as wind or solar energy or EKOenergy hydropower?	?	YourFace / Luhta Sportswear Company does not communicate its renewable energy policy.	
3	Is all the electricity used by the brand (company) generated from renewable resources, such as wind or solar energy or EKOenergy hydropower?	?	See remark Climate Q2.	
4	Has the brand (owner) disclosed the annual absolute climate footprint of its supply chain that is 'beyond own operations'?	?	The published climate footprint is incomplete: some relevant parts of the supply chain are excluded.	https://luhta.com/fi/fi/content/responsibility
5	Has the brand (owner) accomplished a reduction of this annual absolute climate footprint 'beyond own operations' compared to the result of the previous reporting year?	?	See remark Climate Q4	
6	Has the brand (owner) set a target to make at least its own operations fully climate neutral by 2030, and is the brand on track to achieve this target?	?	YourFace / Luhta Sportswear Company commits to becoming carbon neutral by 2030. It will report about its emission reduction plan in March 2022.	
	Environment			
1	Does the brand (company) use environmentally 'preferred' raw materials for more than 25% of its volume?	?	YourFace / Luhta Sportswear Company communicates increasing environmentally preferred materials in 2022.	http://www.luhtasportswearcompany.fi/en/responsibility/
2	Does the brand (company) use environmentally 'preferred' raw materials for more than 50% of its volume?	?	See remark Environment Q1	
3	Does the brand (company) use environmentally 'preferred' raw materials for more than 90% of its volume?	?	See remark Environment Q1	
4	Does the brand (company) use recycled raw materials for more than 25% of its volume?	?	See remark Environment Q1	
5	Does the brand (company) use recycled raw materials for more than 90% of its volume?	?	See remark Environment Q1	

6	Is there a policy for the brand (company) to eliminate all hazardous chemicals from the whole lifecycle and all production procedures to make the apparel?	?	YourFace / Luhta Sportswear Company does not provide information on its policies to eliminate hazardous chemicals other than REACH legislation.	https://luhta.com/fi/fi/content/responsibility
7	Has the brand (company) eliminated at least one suspect chemical group, such as Phthalates or Per fluorinated chemicals from its entire garment production?	?	See remark Environment Q6	
8	Has the brand (company) eliminated at least three suspect chemical group, such as Phthalates or Per fluorinated chemicals from its entire garment production?	?	See remark Environment Q6	
9	Does the brand (owner) report what percentage of its its shipping packaging and carrier are renewable or made from recycled materials, and does the brand implement best practices or concrete policies which have reduced the environmental impact of their packaging materials?	?	YourFace / Luhta Sportswear Company does not report the share of recycled materials used for its consumer packaging, nor annual reductions or best practices regarding packaging materials.	https://luhta.com/fi/fi/content/responsibility
10	Does the brand (owner) publish its absolute waste materials footprint and implement concrete policies to minimize waste, by reducing, re-using and recycling, thereby decreasing its waste footprint compared to the previous reporting year?	?	YourFace / Luhta Sportswear Company does not communicate any information regarding its waste generation.	
11	Does the brand promote "slow fashion" and re-use of garments? Choose all that apply	1 point	Brand owner Luhta Sportswear Company promotes slow fashion and reuse of garments by some measures.	
a	Extended customer guarantee	?	YourFace / Luhta Sportswear Company does not communicate offering guarantee for products.	
b	Repair and maintenance services	Yes	Rukka / Luhta Sportswear Company has a repair service for some products. Contact via email: asiakaspalvelu@luhta.com	
c	Take back and second hand services	?	YourFace / Luhta Sportswear Company does not communicate taking back their clothes or selling them as second hand.	
d	Maintenance and repair instructions for longer lifecycle.	?	YourFace / Luhta Sportswear Company does not communicate offering maintenance or repair instructions.	
e	Opening up the price structure of an exemplary product.	?	YourFace / Luhta Sportswear Company does not open price structures.	
f	Product specific clothing size charts are available.	Yes	YourFace / Luhta Sportswear Company has specific clothing size charts for all products.	
Labor conditions / Human rights				
1	Does the brand (owner) have a policy to make sure there is a proper grievance mechanism in place for factory workers and are at least 25% of workers informed about their rights regarding this mechanism (e.g. through training)?	?	YourFace/ brand owner reports having a feedback box in one of its suppliers. However, Luhta does not report on a grievance mechanism in its other production sites or provide a progress report.	https://luhta.com/fi/fi/content/responsibility

2	Does the brand (owner) have a published list of direct suppliers, that have collectively contributed to more than 90% of the purchase volume?	?	YourFace / brand owner does not provide a list of direct suppliers.	https://luhta.com/fi/fi/content/responsibility
3	Is this supplier list specific (Transparency Pledge)? The full name of all authorized production units and processing facilities. The site addresses. The parent company of the business at the site. Type of products made. Worker numbers at each site.	?	See the remark Labour Q2	
4	Is the list of direct suppliers extended with suppliers further down the supply chain, with a minimum of 40% more in number compared to the direct suppliers?	?	See the remark Labour Q2	
5	Does the brand purchase at least 25% from certified manufacturers with improved labor conditions?	?	Luhta is a member of BSCI, which provides a grievance mechanism, but does not provide progress report or data on worker trainings on the use of the grievance mechanism.	http://www.luhtasportswearcompany.fi/en/responsibility/
6	Does the brand purchase at least 50% from certified manufacturers with improved labor conditions?	?	See the remark Labour Q5	
7	Does the brand purchase over 70% from certified manufacturers with improved labor conditions?	?	See the remark Labour Q5	
8	Does the brand (owner) annually report on the results of its labor conditions policy for the semi-finished products such as yarns, fabrics and leather, including a reasonable overview of number and region of workplaces covered by the policy in relation to the total production volume?	?	YourFace / Luhta Sportswear Company does not publicly report on results of its measures implemented to improve labor conditions at its fabric manufacturers.	http://www.luhtasportswearcompany.fi/en/responsibility/
9	Does the brand (owner) publicly commit to a living wage benchmark with defined wages per production region or factory?	?	Luhta has made a public commitment to pay living wage in their factory in Suzhou. However it is unclear what is the situation outside of this one factory.	https://luhta.com/fi/fi/content/responsibility
10	Does the brand (owner) set a target to establish the payment of living wages at its apparel manufacturers, and is the brand on track to achieve this target?	?	See the remark Labour Q9	
11	Does the brand (owner) adhere to buying practices that enable living wages and good labour conditions, such as long term relations with factories, and concentrating production at limited number of factories?	?	YourFace / Luhta Sportswear Company does not report on the duration of business relationships with suppliers, nor on strategy to concentrate production at a limited number of factories.	http://www.luhtasportswearcompany.fi/en/responsibility/

Result: B (15-19) 16 out of 19

	Climate/ Carbon Emissions	Answer	Remark	Hyperlink
1	Has the brand (owner) disclosed the annual absolute climate footprint of its 'own operations', and has it accomplished an overall absolute climate footprint reduction compared to the result of the previous reporting year?	?	Brand owner M.A.S.I Company Oy does not publish the climate footprint of its own operations for 2019-2021.	https://www.masicompany.fi/wp-content/uploads/2020/07/20200707_Vas-tuullisuuskuvasto_interaktive.pdf
2	Is at least 50% of the electricity used by the brand (company) generated from renewable resources, such as wind or solar energy or EKOenergy hydropower?	?	Brand owner M.A.S.I Company Oy reports that 40% of its total electricity consumption is renewable, such as wind and solar energy.	https://www.masicompany.fi/wp-content/uploads/2020/07/20200707_Vas-tuullisuuskuvasto_interaktive.pdf
3	Is all the electricity used by the brand (company) generated from renewable resources, such as wind or solar energy or EKOenergy hydropower?	?	See remark for Climate Q2.	
4	Has the brand (owner) disclosed the annual absolute climate footprint of its supply chain that is 'beyond own operations'?	?	Brand owner M.A.S.I Company Oy has not published a climate footprint of its supply chain for 2017-2019.	
5	Has the brand (owner) accomplished a reduction of this annual absolute climate footprint 'beyond own operations' compared to the result of the previous reporting year?	?	See remark for Climate Q4.	
6	Has the brand (owner) set a target to make at least its own operations fully climate neutral by 2030, and is the brand on track to achieve this target?	?	M.A.S.I Company Oy has signed the Carbon neutral garment industry pledge by Finnish Textile and Fashion. However the company has not yet published concrete information about their goal.	
Environment				
1	Does the brand (company) use environmentally 'preferred' raw materials for more than 25% of its volume?	Yes	M.A.S.I Company Oy reports that 37% of Sails&Ski's collection was made of recycled polyester.	p. 33-35 https://www.masicompany.fi/wp-content/uploads/2021/08/2021-8_Vas-tuullinen-ohjelma-esitys_2021.pdf
2	Does the brand (company) use environmentally 'preferred' raw materials for more than 50% of its volume?	?	See remark for Environment Q1.	
3	Does the brand (company) use environmentally 'preferred' raw materials for more than 90% of its volume?	?	See remark for Environment Q1.	
4	Does the brand (company) use recycled raw materials for more than 25% of its volume?	Yes	See remark for Environment Q1.	

5	Does the brand (company) use recycled raw materials for more than 90% of its volume?	?	See remark for Environment Q1.	
6	Is there a policy for the brand (company) to eliminate all hazardous chemicals from the whole lifecycle and all production procedures to make the apparel?	Yes	All products are made in Estonia which is a low risk country, and high environmental standards are enforced by law.	https://sailski.fi/vastuullisuus/
7	Has the brand (company) eliminated at least one suspect chemical group, such as Phthalates or Per fluorinated chemicals from its entire garment production?	Yes	See remark for Environment Q6.	
8	Has the brand (company) eliminated at least three suspect chemical group, such as Phthalates or Per fluorinated chemicals from its entire garment production?	Yes	See remark for Environment Q6.	
9	Does the brand (owner) report what percentage of its shipping packaging and carrier are renewable or made from recycled materials, and does the brand implement best practices or concrete policies which have reduced the environmental impact of their packaging materials?	Yes	Brand owner M.A.S.I Company Oy reports that 54% of its packaging materials are recycled, as well as an annual reduction of 24% of its packaging materials (paper and cardboard)	p. 37 https://www.masi-company.fi/wp-content/uploads/2021/08/2021-8_Vastuullinen-ohjelma-esitys_2021.pdf
10	Does the brand (owner) publish its absolute waste materials footprint and implement concrete policies to minimize waste, by reducing, re-using and recycling, thereby decreasing its waste footprint compared to the previous reporting year?	?	Brand owner M.A.S.I Company Oy has not published information on its waste materials footprint after 2019.	https://sailski.fi/wp-content/uploads/2020/04/200403-3_vastuullinen-ohj_v7-KOKOES-ITYS-TULOSTUS.pdf p. 26
11	Does the brand promote "slow fashion" and re-use of garments? Choose all that apply	0 points	M.A.S.I. Company does not provide services or product information showing the brand promotes slow fashion.	
a	Extended customer guarantee	?	Brand owner M.A.S.I Company Oy does not communicate offering a guarantee for products.	
b	Repair and maintenance services	?	Brand owner M.A.S.I Company Oy has information about reclamations however it is unclear what kind of repairs they offer.	https://www.sailski.fi/vastuullisuus/
c	Take back and second hand services	?	Brand owner M.A.S.I Company Oy does not communicate taking back their clothes or selling them as second hand.	
d	Maintenance and repair instructions for longer lifecycle.	?	Brand owner M.A.S.I Company Oy does not communicate offering maintenance or repair instructions.	
e	Opening up the price structure of an exemplary product.	?	Brand owner M.A.S.I Company Oy does not open price structures.	

f	Product specific clothing size charts are available.	Yes	Brand owner M.A.S.I Company Oy has specific clothing size charts for all products.	https://www.sailski.fi/tuote/diamond-plus-plus-mitoitus/
	Labor conditions / Human rights			
1	Does the brand (owner) have a policy to make sure there is a proper grievance mechanism in place for factory workers and are at least 25% of workers informed about their rights regarding this mechanism (e.g. through training)?	Yes	All Sail& Ski products are made in Estonia which is a low risk country as high environmental standards are enforced by law.	https://sailski.fi/vastuullisuus/
2	Does the brand (owner) have a published list of direct suppliers, that have collectively contributed to more than 90% of the purchase volume?	Yes	Sail&Ski manufactures all their products in its own factory in Valga, Estonia. Further, MASI Company publishes its Tier 2 and 3 suppliers.	p. 61-63 https://www.masicompany.fi/wp-content/uploads/2020/07/20200707_Vastuullisuuskuvasto_interaktive.pdf
3	Is this supplier list specific (Transparency Pledge)? The full name of all authorized production units and processing facilities. The site addresses. The parent company of the business at the site. Type of products made. Worker numbers at each site.	Yes	Sail&Ski has published a complete supplier list aligned with the Transparency Pledge.	https://www.sailski.fi/tavarantoimittajamme/
4	Is the list of direct suppliers extended with suppliers further down the supply chain, with a minimum of 40% more in number compared to the direct suppliers?	Yes	See remark for Labour Q2.	
5	Does the brand purchase at least 25% from certified manufacturers with improved labor conditions?	Yes	All Sail& Ski products are designed in Finland and manufactured in Estonia.	https://sailski.fi/vastuullisuus/ https://www.masicompany.fi/yri-tys/
6	Does the brand purchase at least 50% from certified manufacturers with improved labor conditions?	Yes	See remark for Labour Q5.	
7	Does the brand purchase over 70% from certified manufacturers with improved labor conditions?	Yes	See remark for Labour Q5.	
8	Does the brand (owner) annually report on the results of its labor conditions policy for the semi-finished products such as yarns, fabrics and leather, including a reasonable overview of number and region of workplaces covered by the policy in relation to the total production volume?	?	Sail&Ski/ brand owner M.A.S.I Company Oy does not publicly report clear results of the implemented measures to improve labour conditions at its fabric manufacturers.	https://sailski.fi/vastuullisuus/ https://www.masicompany.fi/yri-tys/
9	Does the brand (owner) publicly commit to a living wage benchmark with defined wages per production region or factory?	Yes	All Sail&Ski production is in Estonia, a low-risk country where laws provide for a living wage.	https://sailski.fi/vastuullisuus/ https://www.masicompany.fi/yri-tys/
10	Does the brand (owner) set a target to establish the payment of living wages at its apparel manufacturers, and is the brand on track to achieve this target?	Yes	See remark for Labour Q13.	

11	Does the brand (owner) adhere to buying practices that enable living wages and good labour conditions, such as long term relations with factories, and concentrating production at limited number of factories?	Yes	All M.A.S.I Company Oy production takes place in its own factory in Estonia, a low-risk country.	https://sailski.fi/vastuullisuus/ https://www.masicompany.fi/yri-tys/
----	---	-----	--	--

Result: B (15-19) 15 out of 19

	Climate/ Carbon Emissions	Answer	Remark	Hyperlink
1	Has the brand (owner) disclosed the annual absolute climate footprint of its 'own operations', and has it accomplished an overall absolute climate footprint reduction compared to the result of the previous reporting year?	?	Brand owner M.A.S.I Company Oy does not publish the climate footprint of its own operations for 2018-2020.	https://www.masicompany.fi/wp-content/uploads/2020/07/20200707_Vastuullisuuskuvasto_interaktive.pdf
2	Is at least 50% of the electricity used by the brand (company) generated from renewable resources, such as wind or solar energy or EKOenergy hydropower?	?	Brand owner M.A.S.I Company Oy reports that 40% of its total electricity consumption is renewable, such as wind and solar energy.	https://www.masicompany.fi/wp-content/uploads/2020/07/20200707_Vastuullisuuskuvasto_interaktive.pdf
3	Is all the electricity used by the brand (company) generated from renewable resources, such as wind or solar energy or EKOenergy hydropower?	?	See remark for Climate Q2.	
4	Has the brand (owner) disclosed the annual absolute climate footprint of its supply chain that is 'beyond own operations'?	?	Brand owner M.A.S.I Company Oy has not published a climate footprint of its supply chain for 2018-2020.	
5	Has the brand (owner) accomplished a reduction of this annual absolute climate footprint 'beyond own operations' compared to the result of the previous reporting year?	?	See remark for Climate Q4.	
6	Has the brand (owner) set a target to make at least its own operations fully climate neutral by 2030, and is the brand on track to achieve this target?	?	M.A.S.I Company Oy has signed the Carbon neutral garment industry pledge by Finnish Textile and Fashion. However the company has not yet published concrete information about their goal.	
Environment				
1	Does the brand (company) use environmentally 'preferred' raw materials for more than 25% of its volume?	?	M.A.S.I Company Oy reports that 20% of Very Nice's collection was made of ecological materials such as recycled cotton.	https://www.masicompany.fi/wp-content/uploads/2021/08/2021-8_Vastuullinen-ohjelma-esitys_2021.pdf
2	Does the brand (company) use environmentally 'preferred' raw materials for more than 50% of its volume?	?	See remark for Environment Q1.	
3	Does the brand (company) use environmentally 'preferred' raw materials for more than 90% of its volume?	?	See remark for Environment Q1.	
4	Does the brand (company) use recycled raw materials for more than 25% of its volume?	?	See remark for Environment Q1.	

5	Does the brand (company) use recycled raw materials for more than 90% of its volume?	?	See remark for Environment Q1.	
6	Is there a policy for the brand (company) to eliminate all hazardous chemicals from the whole lifecycle and all production procedures to make the apparel?	Yes	All products are made in Estonia which is a low risk country as high environmental standards are enforced by law.	https://sailski.fi/vastuullisuus/
7	Has the brand (company) eliminated at least one suspect chemical group, such as Phthalates or Per fluorinated chemicals from its entire garment production?	Yes	See remark for Environment Q6.	
8	Has the brand (company) eliminated at least three suspect chemical group, such as Phthalates or Per fluorinated chemicals from its entire garment production?	Yes	See remark for Environment Q6.	
9	Does the brand (owner) report what percentage of its shipping packaging and carrier are renewable or made from recycled materials, and does the brand implement best practices or concrete policies which have reduced the environmental impact of their packaging materials?	Yes	Brand owner M.A.S.I Company Oy reports that 54% of its packaging materials are recycled, as well as an annual reduction of 24% of its packaging materials (paper and cardboard)	
10	Does the brand (owner) publish its absolute waste materials footprint and implement concrete policies to minimize waste, by reducing, re-using and recycling, thereby decreasing its waste footprint compared to the previous reporting year?	?	Brand owner M.A.S.I Company Oy has not published information on its waste materials footprint after 2019.	https://sailski.fi/wp-content/uploads/2020/04/200403-3_vastuullinen-ohj_v7-KOKOES-ITYS-TULOSTUS.pdf p. 26
11	Does the brand promote "slow fashion" and re-use of garments? Choose all that apply	1 point	Brand owner M.A.S.I Company Oy promotes slow fashion and reuse of garments by some measures.	
a	Extended customer guarantee	?	Brand owner M.A.S.I Company Oy does not communicate offering a guarantee for products.	
b	Repair and maintenance services	?	Brand owner M.A.S.I Company Oy has information about reclamations however it is unclear what kind of repairs it offers.	https://www.sailski.fi/vastuullisuus/
c	Take back and second hand services	?	Brand owner M.A.S.I Company Oy does not communicate taking back their clothes or selling them as second hand.	
d	Maintenance and repair instructions for longer lifecycle.	Yes	Brand owner M.A.S.I Company Oy offers maintenance and repair instructions.	https://www.verynice.fi/tuote/caramel-slim-leg-ststrassi-yksityiskohtaeco-valinta/
e	Opening up the price structure of an exemplary product.	?	Brand owner M.A.S.I Company Oy does not open price structures.	
f	Product specific clothing size charts are available.	Yes	Brand owner M.A.S.I Company Oy has specific clothing size charts for all products.	https://www.verynice.fi/tuote/caramel-slim-leg-ststrassi-yksityiskohtaeco-valinta/

Labor conditions / Human rights				
1	Does the brand (owner) have a policy to make sure there is a proper grievance mechanism in place for factory workers and are at least 25% of workers informed about their rights regarding this mechanism (e.g. through training)?	Yes	Very Nice manufactures its products in Estonia, which is a low risk country and high labor standards are enforced by law	https://sailski.fi/vastuullisuus/
2	Does the brand (owner) have a published list of direct suppliers, that have collectively contributed to more than 90% of the purchase volume?	Yes	Brand owner M.A.S.I Company Oy all their products in its own factory in Valga, Estonia. Further, MASI Company publishes its Tier 2 and 3 suppliers.	p. 61-63 https://www.masicompany.fi/wp-content/uploads/2020/07/20200707_Vastuullisuuskuvasto_interaktive.pdf
3	Is this supplier list specific (Transparency Pledge)? The full name of all authorized production units and processing facilities. The site addresses. The parent company of the business at the site. Type of products made. Worker numbers at each site.	Yes	Very Nice has published a complete supplier list.	https://www.verynice.fi/tav-arantoimittajat/
4	Is the list of direct suppliers extended with suppliers further down the supply chain, with a minimum of 40% more in number compared to the direct suppliers?	Yes	See remark for Labour Q2.	
5	Does the brand purchase at least 25% from certified manufacturers with improved labor conditions?	Yes	All Very Nice/ brand owner M.A.S.I Company Oy products are designed in Finland and manufactured in Estonia.	https://sailski.fi/vastuullisuus/ https://www.masicompany.fi/yritys/
6	Does the brand purchase at least 50% from certified manufacturers with improved labor conditions?	Yes	See remark for Labour Q5.	
7	Does the brand purchase over 70% from certified manufacturers with improved labor conditions?	Yes	See remark for Labour Q5.	
8	Does the brand (owner) annually report on the results of its labor conditions policy for the semi-finished products such as yarns, fabrics and leather, including a reasonable overview of number and region of workplaces covered by the policy in relation to the total production volume?	?	Very Nice/ brand owner M.A.S.I Company Oy does not publicly report clear results of the implemented measures to improve labor conditions at its fabric manufacturers.	https://sailski.fi/vastuullisuus/ https://www.masicompany.fi/yritys/
9	Does the brand (owner) publicly commit to a living wage benchmark with defined wages per production region or factory?	Yes	All Very Nice production is in Estonia, a low-risk country where laws provide for a living wage.	https://sailski.fi/vastuullisuus/ https://www.masicompany.fi/yritys/
10	Does the brand (owner) set a target to establish the payment of living wages at its apparel manufacturers, and is the brand on track to achieve this target?	Yes	See remark for Labour Q13.	
11	Does the brand (owner) adhere to buying practices that enable living wages and good labour conditions, such as long term relations with factories, and concentrating production at limited number of factories?	Yes	All M.A.S.I Company Oy production takes place in its own factory in Estonia, a low-risk country.	https://sailski.fi/vastuullisuus/ https://www.masicompany.fi/yritys/

Result: A (20-29) 20 out of 29

	Climate/ Carbon Emissions	Answer	Remark	Hyperlink
1	Has the brand (owner) disclosed the annual absolute climate footprint of its 'own operations', and has it accomplished an overall absolute climate footprint reduction compared to the result of the previous reporting year?	Yes	By Pia's publishes the climate footprint of its own operations (Scope 1 and 2) for 2018 and 2019 and has reduced its absolute climate footprint from 59 424 tonnes of CO ₂ e to 41 562 tonnes of CO ₂ e.	https://www.bypias.com/vastuullisuus-taulukot.php
2	Is at least 50% of the electricity used by the brand (company) generated from renewable resources, such as wind or solar energy or EKOenergy hydropower?	Yes	By Pia's reports using 100% wind energy of total electricity consumption for 2020.	https://www.bypias.com/vastuullisuus-ekosertifikaatti.php
3	Is all the electricity used by the brand (company) generated from renewable resources, such as wind or solar energy or EKOenergy hydropower?	Yes	See remark Climate Q2.	
4	Has the brand (owner) disclosed the annual absolute climate footprint of its supply chain that is 'beyond own operations'?	Yes	By Pia's publishes the climate footprint of its supply chain for 2019, reporting an emissions figure of 87 417 tons of CO ₂ .	https://www.bypias.com/vastuullisuus-taulukot.php
5	Has the brand (owner) accomplished a reduction of this annual absolute climate footprint 'beyond own operations' compared to the result of the previous reporting year?	Yes	By Pia's publishes the climate footprint of its supply chain for 2018 and 2019, and has reduced the absolute climate footprint from 471 591 tonnes of CO ₂ e to 387 417 tonnes of CO ₂ e.	https://www.bypias.com/vastuullisuus-taulukot.php
6	Has the brand (owner) set a target to make at least its own operations fully climate neutral by 2030, and is the brand on track to achieve this target?	Yes	By Pia's aims to achieve climate neutrality by 2030 by systematically reducing and compensating its emissions using several practices mentioned on its website. It also communicates a timetable to achieve it.	https://www.bypias.com/vastuullisuus-climate.php
	Environment			
1	Does the brand (company) use environmentally 'preferred' raw materials for more than 25% of its volume?	?	Raw materials used by By Pia's, such as linen and bamboo, are not considered eligible for a positive assessment. Brand also mentions recycled kashmir wool and organic linen which are environmentally preferred fibers, but the overall proportion of these materials is not communicated. By Pia's has defined a sustainable fiber strategy for future to increase the share of more sustainable fibers such as organic linen and recycled wool.	https://www.bypias.com/vastuullisuus2020.php
2	Does the brand (company) use environmentally 'preferred' raw materials for more than 50% of its volume?	?	See remark Environment Q1.	
3	Does the brand (company) use environmentally 'preferred' raw materials for more than 90% of its volume?	?	See remark Environment Q1.	

4	Does the brand (company) use recycled raw materials for more than 25% of its volume?	?	See remark Environment Q1.	
5	Does the brand (company) use recycled raw materials for more than 90% of its volume?	?	See remark Environment Q1.	
6	Is there a policy for the brand (company) to eliminate all hazardous chemicals from the whole lifecycle and all production procedures to make the apparel?	Yes	99.5 % of By Pia's products are made in European countries where high environmental standards are enforced by law.	p.5-6 https://www.bypias.com/vastuullisuus2020.php https://www.bypias.com/vastuullisuus-suppliers.php
7	Has the brand (company) eliminated at least one suspect chemical group, such as Phthalates or Per fluorinated chemicals from its entire garment production?	Yes	See remark Environment Q6.	
8	Has the brand (company) eliminated at least three suspect chemical group, such as Phthalates or Per fluorinated chemicals from its entire garment production?	Yes	See remark Environment Q6.	
9	Does the brand (owner) report what percentage of its shipping packaging and carrier are renewable or made from recycled materials, and does the brand implement best practices or concrete policies which have reduced the environmental impact of their packaging materials?	Yes	By Pia's breaks down all of its packaging materials (both transport and consumer packages) by whether they are recycled. The total rate for recycled packaging material was 90% in 2018 and 99% in 2019. Brand also reports that its overall use of packaging materials has reduced from year 2018 to 2019 despite of the increase in items sold.	p.2-3 https://www.bypias.com/vastuullisuus2020.php https://www.bypias.com/vastuullisuus-pakkaus.php
10	Does the brand (owner) publish its absolute waste materials footprint and implement concrete policies to minimize waste, by reducing, re-using and recycling, thereby decreasing its waste footprint compared to the previous reporting year?	Yes	By Pia's reports the annual waste by type, weight and way of disposal and has reduced its annual absolute waste footprint in 2019 compared with 2018.	p. 3 https://www.bypias.com/vastuullisuus2020.php https://www.bypias.com/vastuullisuus-jate.php
11	Does the brand promote "slow fashion" and re-use of garments? Choose all that apply	1 point	By Pia's promotes slow fashion and reuse of garments by some measures.	
a	Extended customer guarantee	?	By Pia's does not communicate offering a guarantee for products.	
b	Repair and maintenance services	?	By Pia's does not communicate offering repair or maintenance services.	
c	Take back and second hand services	Yes	By Pia's is maintaining a Facebook group where their customers can sell their By Pia's products.	p.5 https://www.bypias.com/vastuullisuus2020.php
d	Maintenance and repair instructions for longer lifecycle.	Yes	By Pia's does not communicate offering maintenance or repair instructions.	
e	Opening up the price structure of an exemplary product.	?	By Pia's does not open price structures.	
f	Product specific clothing size charts are available.	Yes	By Pia's has specific clothing size charts for all products.	

	Labor conditions / Human rights			
1	Does the brand (owner) have a policy to make sure there is a proper grievance mechanism in place for factory workers and are at least 25% of workers informed about their rights regarding this mechanism (e.g. through training)?	Yes	79.4% of By Pia's products are made in low risk countries, 20.1% of the production comes from Italy which is a medium risk country. By Pia's does not report on a grievance mechanism or publish a progress report.	https://www.bypias.com/vastuullisuus-codeof-conduct.php
2	Does the brand (owner) have a published list of direct suppliers, that have collectively contributed to more than 90% of the purchase volume?	Yes	By Pia's has published a list of direct suppliers covering 91.5 % of total production.	https://www.bypias.com/vastuullisuus-suppliers.php
3	Is this supplier list specific (Transparency Pledge)? The full name of all authorized production units and processing facilities. The site addresses. The parent company of the business at the site. Type of products made. Worker numbers at each site.	Yes	By Pia's has published a specific supplier list aligned with the Transparency Pledge.	
4	Is the list of direct suppliers extended with suppliers further down the supply chain, with a minimum of 40% more in number compared to the direct suppliers?	Yes	By Pia's publishes two Tier 2 suppliers accounting for 71.3 % of its materials.	https://www.bypias.com/vastuullisuus-suppliers.php
5	Does the brand purchase at least 25% from certified manufacturers with improved labor conditions?	Yes	79.4 % of By Pia's production volume is made in Estonia and Finland where high labour standards are enforced by law.	https://www.bypias.com/vastuullisuus-suppliers.php
6	Does the brand purchase at least 50% from certified manufacturers with improved labor conditions?	Yes	See remark Labour Q5.	
7	Does the brand purchase over 70% from certified manufacturers with improved labor conditions?	Yes	See remark Labour Q5.	
8	Does the brand (owner) annually report on the results of its labor conditions policy for the semi-finished products such as yarns, fabrics and leather, including a reasonable overview of number and region of workplaces covered by the policy in relation to the total production volume?	?	By Pia's communicates on yarn and fabric suppliers that produce 71.3 % of the materials and operate in low risk countries (France, Estonia and Lithuania) but also uses other fabrics of unknown origin.	p.6-8 https://www.bypias.com/vastuullisuus2020.php
9	Does the brand (owner) publicly commit to a living wage benchmark with defined wages per production region or factory?	?	79.4% of By Pia's products are made in low risk countries, 20.1% of the production comes from Italy which is a medium risk country. By Pia's does not report on a grievance mechanism or publish a progress report.	https://www.bypias.com/vastuullisuus-codeof-conduct.php
10	Does the brand (owner) set a target to establish the payment of living wages at its apparel manufacturers, and is the brand on track to achieve this target?	?	See remark Labour Q9.	
11	Does the brand (owner) adhere to buying practices that enable living wages and good labour conditions, such as long term relations with factories, and concentrating production at limited number of factories?	Yes	3/4 (83% of production volume) of By Pia's business relationships with Tier 1 suppliers have started in 2014 or earlier.	https://www.bypias.com/vastuullisuus-suppliers.php

Result: A (20-29) 26 out of 29

	Climate/ Carbon Emissions	Answer	Remark	Hyperlink
1	Has the brand (owner) disclosed the annual absolute climate footprint of its 'own operations', and has it accomplished an overall absolute climate footprint reduction compared to the result of the previous reporting year?	Yes	FRENN publishes the climate footprint of its own operations for 2019-2020 and has reduced its absolute climate footprint from 1.55 tonnes of CO ₂ e to 0.83 tonnes of CO ₂ e.	https://frennhelsinki.com/pages/waste-recycling-carbonfootprint
2	Is at least 50% of the electricity used by the brand (company) generated from renewable resources, such as wind or solar energy or EKOenergy hydropower?	Yes	100% of FRENN's electricity consumption in its own premises is renewable (EKOenergy certified wind and bioenergy).	https://frennhelsinki.com/pages/sustainability
3	Is all the electricity used by the brand (company) generated from renewable resources, such as wind or solar energy or EKOenergy hydropower?	Yes	See remark Climate Q2.	
4	Has the brand (owner) disclosed the annual absolute climate footprint of its supply chain that is 'beyond own operations'?	Yes	FRENN publishes the climate footprint beyond its own operations for 2019 (26.9 tonnes CO ₂ e) and 2020 (21.3 tonnes CO ₂ e) and has reduced its emissions.	https://frennhelsinki.com/pages/waste-recycling-carbonfootprint
5	Has the brand (owner) accomplished a reduction of this annual absolute climate footprint 'beyond own operations' compared to the result of the previous reporting year?	Yes	See remark Climate Q4.	https://frennhelsinki.com/pages/waste-recycling-carbonfootprint
6	Has the brand (owner) set a target to make at least its own operations fully climate neutral by 2030, and is the brand on track to achieve this target?	Yes	FRENN has reduced its annual greenhouse gas emissions by using renewable energy for all its own operations. It has set a target to be climate neutral by 2030 at first by compensation and in the long run by developing its core operations and processes towards carbon neutrality.	https://frennhelsinki.com/pages/waste-recycling-carbonfootprint
	Environment			
1	Does the brand (company) use environmentally 'preferred' raw materials for more than 25% of its volume?	Yes	FRENN lists all the materials it uses. 52% of its production volume is made of environmentally preferred fibres: 38% of GOTS certified cotton, 5% of recycled wool and 9% recycled polyester.	https://frennhelsinki.com/pages/sustainability-information
2	Does the brand (company) use environmentally 'preferred' raw materials for more than 50% of its volume?	Yes	See remark Environment Q1.	
3	Does the brand (company) use environmentally 'preferred' raw materials for more than 90% of its volume?	?	See remark Environment Q1.	
4	Does the brand (company) use recycled raw materials for more than 25% of its volume?	?	See remark Environment Q1.	

5	Does the brand (company) use recycled raw materials for more than 90% of its volume?	?	See remark Environment Q1.	
6	Is there a policy for the brand (company) to eliminate all hazardous chemicals from the whole lifecycle and all production procedures to make the apparel?	Yes	All products are made in EU countries Estonia, Latvia and Lithuania where high environmental standards are enforced by law.	https://frennhelsinki.com/pages/sustainability
7	Has the brand (company) eliminated at least one suspect chemical group, such as Phthalates or Per fluorinated chemicals from its entire garment production?	Yes	See remark Environment Q6.	
8	Has the brand (company) eliminated at least three suspect chemical group, such as Phthalates or Per fluorinated chemicals from its entire garment production?	Yes	See remark Environment Q6.	
9	Does the brand (owner) report what percentage of its shipping packaging and carrier are renewable or made from recycled materials, and does the brand implement best practices or concrete policies which have reduced the environmental impact of their packaging materials?	Yes	FRENN reports that its consumer packaging materials are FSC certified paper bags or 100% recycled cardboard boxes or plastic material, but does not report a break down or annual reductions.	https://frennhelsinki.com/pages/sustainability
10	Does the brand (owner) publish its absolute waste materials footprint and implement concrete policies to minimize waste, by reducing, re-using and recycling, thereby decreasing its waste footprint compared to the previous reporting year?	Yes	FRENN reports the annual waste by type, weight and way of disposal and has reduced its annual absolute waste footprint in 2020 (179kg) compared with 2019 (183kg).	https://frennhelsinki.com/pages/waste-recycling-carbonfootprint
11	Does the brand promote "slow fashion" and re-use of garments? Choose all that apply	2 points	FRENN promotes slow fashion and reuse of garments by several measures.	
a	Extended customer guarantee	yes	FRENN offers a 12-month customer guarantee for all products.	https://frennhelsinki.com/collections/repair-recycle
b	Repair and maintenance services	Yes	FRENN offers repair and maintenance services.	https://frennhelsinki.com/collections/repair-recycle
c	Take back and second hand services	?	FRENN does not sell their products as second hand product.	https://frennhelsinki.com/collections/repair-recycle
d	Maintenance and repair instructions for longer lifecycle.	Yes	FRENN provides maintenance and repair instructions.	https://frennhelsinki.com/pages/care
e	Opening up the price structure of an exemplary product.	?	FRENN does not open price structures.	
f	Product specific clothing size charts are available.	Yes	FRENN has specific clothing size charts for all products.	https://frennhelsinki.com/collections/shirts/products/alvar-cotton-shirt-sky-blue?variant=40319738675392
Labor conditions / Human rights				

1	Does the brand (owner) have a policy to make sure there is a proper grievance mechanism in place for factory workers and are at least 25% of workers informed about their rights regarding this mechanism (e.g. through training)?	Yes	All products are made in Estonia, Latvia and Lithuania, which are low risk countries where high labor standards are enforced by law.	https://frennhelsinki.com/pages/sustainability
2	Does the brand (owner) have a published list of direct suppliers, that have collectively contributed to more than 90% of the purchase volume?	Yes	FRENN has published a complete list of its Tier 1 and 2 suppliers including full addresses.	https://frennhelsinki.com/pages/sustainability-information
3	Is this supplier list specific (Transparency Pledge)? The full name of all authorized production units and processing facilities. The site addresses. The parent company of the business at the site. Type of products made. Worker numbers at each site.	Yes	FRENN has published a specific supplier list aligned with the Transparency Pledge.	
4	Is the list of direct suppliers extended with suppliers further down the supply chain, with a minimum of 40% more in number compared to the direct suppliers?	Yes	FRENN has published a list of its material and trim manufacturers which covers 99% of produced pieces.	https://frennhelsinki.com/pages/sustainability-information
5	Does the brand purchase at least 25% from certified manufacturers with improved labor conditions?	Yes	All products are made in Estonia, Latvia and Lithuania, which are low risk countries where high labor standards are enforced by law.	https://frennhelsinki.com/pages/sustainability
6	Does the brand purchase at least 50% from certified manufacturers with improved labor conditions?	Yes	See remark Labour Q5.	
7	Does the brand purchase over 70% from certified manufacturers with improved labor conditions?	Yes	See remark Labour Q5.	
8	Does the brand (owner) annually report on the results of its labor conditions policy for the semi-finished products such as yarns, fabrics and leather, including a reasonable overview of number and region of workplaces covered by the policy in relation to the total production volume?	Yes	FRENN publishes a supplier list covering all production. 77,3 % of FRENN Tier 2 and 4/6 Tier 3 suppliers are located in low risk countries where high labour standards are enforced by law. Some suppliers are GOTS certified.	https://frennhelsinki.com/pages/sustainability-information https://frennhelsinki.com/pages/sustainability https://frennhelsinki.com/pages/code-of-conduct
9	Does the brand (owner) publicly commit to a living wage benchmark with defined wages per production region or factory?	Yes	FRENN has published a complete list of the production countries and only produces in low risk countries.	https://frennhelsinki.com/pages/sustainability
10	Does the brand (owner) set a target to establish the payment of living wages at its apparel manufacturers, and is the brand on track to achieve this target?	Yes	See remark Labour Q9.	
11	Does the brand (owner) adhere to buying practices that enable living wages and good labour conditions, such as long term relations with factories, and concentrating production at limited number of factories?	Yes	FRENN communicates that 44% of the purchase value is from suppliers where the business relationship has lasted for at least 3 years. Concentrating production at a limited number of factories (5 Tier 1 suppliers) enables sustainable purchasing practices.	https://frennhelsinki.com/pages/sustainability-information

Result: D (5-9) 7 out of 29

	Climate/ Carbon Emissions	Answer	Remark	Hyperlink
1	Has the brand (owner) disclosed the annual absolute climate footprint of its 'own operations', and has it accomplished an overall absolute climate footprint reduction compared to the result of the previous reporting year?	Yes	Luhta published the first climate footprint of its own operations for 2020; 746 tonnes of CO2e and reports it has changed to renewable energy sources reducing their emissions by 572,57 tonnes.	https://luhta.com/fi/fi/content/responsibility
2	Is at least 50% of the electricity used by the brand (company) generated from renewable resources, such as wind or solar energy or EKOenergy hydropower?	?	Torstai/ Luhta Sportswear Company does not communicate its renewable energy policy.	
3	Is all the electricity used by the brand (company) generated from renewable resources, such as wind or solar energy or EKOenergy hydropower?	?	See remark Climate Q2.	
4	Has the brand (owner) disclosed the annual absolute climate footprint of its supply chain that is 'beyond own operations'?	?	The published climate footprint is incomplete: some relevant parts of the supply chain are excluded.	https://luhta.com/fi/fi/content/responsibility
5	Has the brand (owner) accomplished a reduction of this annual absolute climate footprint 'beyond own operations' compared to the result of the previous reporting year?	?	See remark Climate Q4	
6	Has the brand (owner) set a target to make at least its own operations fully climate neutral by 2030, and is the brand on track to achieve this target?	?	Torstai / Luhta Sportswear Company commits to becoming carbon neutral by 2025 and will report about its emission reduction plan in March 2022.	https://luhta.com/fi/fi/content/responsibility
Environment				
1	Does the brand (company) use environmentally 'preferred' raw materials for more than 25% of its volume?	Yes	Torstai communicates using 17% Fair trade, 65% recycled materials, 8.7 % tencel& ecovero and 8.7% sorona totalling: 99.4% environmentally preferred raw materials.	https://assets.ctfassets.net/xozkogtf3agf/1q3tpRMI8U-Cd2IPD1WDPWI/325b08ea7d6603d0f42098802f8b5182/TORSTAI_AW21_Partners-certificates-roadmap.pdf
2	Does the brand (company) use environmentally 'preferred' raw materials for more than 50% of its volume?	Yes	See remark Environment Q1	
3	Does the brand (company) use environmentally 'preferred' raw materials for more than 90% of its volume?	Yes	See remark Environment Q1	
4	Does the brand (company) use recycled raw materials for more than 25% of its volume?	Yes	See remark Environment Q1	

5	Does the brand (company) use recycled raw materials for more than 90% of its volume?	?	See remark Environment Q1	
6	Is there a policy for the brand (company) to eliminate all hazardous chemicals from the whole lifecycle and all production procedures to make the apparel?	?	Torstai /Luhta Sportswear Company does not provide information of its policies to eliminate hazardous chemicals other than REACH legislation.	https://luhta.com/fi/fi/content/responsibility
7	Has the brand (company) eliminated at least one suspect chemical group, such as Phthalates or Per fluorinated chemicals from its entire garment production?	?	See remark Environment Q6	
8	Has the brand (company) eliminated at least three suspect chemical group, such as Phthalates or Per fluorinated chemicals from its entire garment production?	?	Torstai /Luhta Sportswear Company communicates that Perfluorinated chemicals have been successfully eliminated from the production of all its garments, effective 2017. The company uses Bluesign certified bionic finish eco treatment, however, it remains unclear what percentage of the volume has been produced by Bluesign certified manufacturers, the company does not provide overall results of its waste water treatment policy and does not publish its RSL.	https://luhta.com/fi/fi/content/torstai-materials
9	Does the brand (owner) report what percentage of its shipping packaging and carrier are renewable or made from recycled materials, and does the brand implement best practices or concrete policies which have reduced the environmental impact of their packaging materials?	Yes	Torstai / Luhta Sportswear Company reports that 100% of its packaging materials are made from recycled materials, but does not report break down, annual reductions nor best practices regarding its packaging materials.	https://luhta.com/fi/fi/content/torstai-materials
10	Does the brand (owner) publish its absolute waste materials footprint and implement concrete policies to minimize waste, by reducing, re-using and recycling, thereby decreasing its waste footprint compared to the previous reporting year?	?	Torstai / Luhta Sportswear Company does not communicate any information regarding its waste generation.	
11	Does the brand promote "slow fashion" and re-use of garments? Choose all that apply	1 point	Torstai promotes slow fashion and reuse of garments by some measures.	
a	Extended customer guarantee	?	Torstai / Luhta Sportswear Company does not communicate offering a guarantee for products.	
b	Repair and maintenance services	Yes	Torstai/ Luhta Sportswear Company has a repair service for some products. Contact via email: asiakaspalvelu@luhta.com	
c	Take back and second hand services	?	Torstai/ Luhta Sportswear Company does not communicate taking back their clothes or selling them as second hand.	
d	Maintenance and repair instructions for longer lifecycle.	?	Torstai/ Luhta Sportswear Company does not communicate offering maintenance or repair instructions.	

e	Opening up the price structure of an exemplary product.	?	Torstai/ Luhta Sportswear Company does not open price structures.	
f	Product specific clothing size charts are available.	Yes	Torstai/ Luhta Sportswear Company has specific clothing size charts for all products.	https://luhta.com/fi/fi/p/rukska-vihtari-777377286r
Labor conditions / Human rights				
1	Does the brand (owner) have a policy to make sure there is a proper grievance mechanism in place for factory workers and are at least 25% of workers informed about their rights regarding this mechanism (e.g. through training)?	?	Torstai/ brand owner reports having a feedback box in one of its suppliers. However, Luhta does not report on grievance mechanism in its other production sites or provide a progress report.	https://luhta.com/fi/fi/content/responsibility
2	Does the brand (owner) have a published list of direct suppliers, that have collectively contributed to more than 90% of the purchase volume?	?	Torstai / brand owner does not provide a list of direct suppliers.	https://luhta.com/fi/fi/content/responsibility
3	Is this supplier list specific (Transparency Pledge)? The full name of all authorized production units and processing facilities. The site addresses. The parent company of the business at the site. Type of products made. Worker numbers at each site.	?	See the remark Labour Q2	
4	Is the list of direct suppliers extended with suppliers further down the supply chain, with a minimum of 40% more in number compared to the direct suppliers?	?	See the remark Labour Q2	
5	Does the brand purchase at least 25% from certified manufacturers with improved labor conditions?	?	Luhta is a member of BSCI, which provides a grievance mechanism, but does not provide progress report or data on worker trainings on the use of the grievance mechanism.	http://www.luhtasportswearcompany.fi/en/responsibility/
6	Does the brand purchase at least 50% from certified manufacturers with improved labor conditions?	?	See the remark Labour Q5	
7	Does the brand purchase over 70% from certified manufacturers with improved labor conditions?	?	See the remark Labour Q5	
8	Does the brand (owner) annually report on the results of its labor conditions policy for the semi-finished products such as yarns, fabrics and leather, including a reasonable overview of number and region of workplaces covered by the policy in relation to the total production volume?	?	Torstai / Luhta Sportswear Company does not publicly report on results of measures implemented to improve labor conditions at its fabric manufacturers.	http://www.luhtasportswearcompany.fi/en/responsibility/
9	Does the brand (owner) publicly commit to a living wage benchmark with defined wages per production region or factory?	?	Luhta has made a public commitment to pay living wage in their factory in Suzhou. However it is unclear what is the situation outside of this one factory.	https://luhta.com/fi/fi/content/responsibility

10	Does the brand (owner) set a target to establish the payment of living wages at its apparel manufacturers, and is the brand on track to achieve this target?	?	See the remark Labour Q9	
11	Does the brand (owner) adhere to buying practices that enable living wages and good labour conditions, such as long term relations with factories, and concentrating production at limited number of factories?	?	Torstai / Luhta Sportswear Company does not report on the duration of business relationships with suppliers, nor on strategy to concentrate production at a limited number of factories.	http://www.luhtasportswearcompany.fi/en/responsibility/



Result: C (10-14) 19 out of 29

	Climate/ Carbon Emissions	Answer	Remark	Hyperlink
1	Has the brand (owner) disclosed the annual absolute climate footprint of its 'own operations', and has it accomplished an overall absolute climate footprint reduction compared to the result of the previous reporting year?	?	Globe Hope publishes the climate footprint of its own operations (Scope 2) for 2019-2020 and has increased its absolute climate footprint from 15 tonnes of CO2e to 22.7 tonnes of CO2e.	https://cdn.shopify.com/s/files/1/0465/7178/2294/files/Globe_Hopen_kasvihuonekaasu-paastolaskelma-2020.pdf?v=1631883886
2	Is at least 50% of the electricity used by the brand (company) generated from renewable resources, such as wind or solar energy or EKOenergy hydropower?	Yes	Globe Hope uses renewable energy for electricity in its own premises only. This energy has the EKOenergy label.	https://www.ekosahko.fi/yrityksille/referenssit/globe-hope
3	Is all the electricity used by the brand (company) generated from renewable resources, such as wind or solar energy or EKOenergy hydropower?	Yes	See remark Climate Q2.	
4	Has the brand (owner) disclosed the annual absolute climate footprint of its supply chain that is 'beyond own operations'?	?	Globe Hope has not published the climate footprint of its supply chain for 2019-2020.	
5	Has the brand (owner) accomplished a reduction of this annual absolute climate footprint 'beyond own operations' compared to the result of the previous reporting year?	?	See remark Climate Q4.	
6	Has the brand (owner) set a target to make at least its own operations fully climate neutral by 2030, and is the brand on track to achieve this target?	?	Globe Hope's goal is to be climate neutral by 2025 and it has started the work to measure its carbon hand and footprints. However, Globe Hope does not report a decrease in emissions.	https://globehope.fi/pages/vastuullisuus
	Environment			
1	Does the brand (company) use environmentally 'preferred' raw materials for more than 25% of its volume?	Yes	Globe Hope's clothes are made primarily of recycled and surplus materials, such as old army textiles, seat belts, leather, sails, advertising materials and workwear. Globe Hope face masks and protective jackets (less than 10% of the production) are made from virgin materials.	https://www.globehope.com/tuotantojamat-erialit
2	Does the brand (company) use environmentally 'preferred' raw materials for more than 50% of its volume?	Yes	See remark Environment Q1.	
3	Does the brand (company) use environmentally 'preferred' raw materials for more than 90% of its volume?	Yes	See remark Environment Q1.	
4	Does the brand (company) use recycled raw materials for more than 25% of its volume?	Yes	See remark Environment Q1.	

5	Does the brand (company) use recycled raw materials for more than 90% of its volume?	Yes	See remark Environment Q1.	
6	Is there a policy for the brand (company) to eliminate all hazardous chemicals from the whole lifecycle and all production procedures to make the apparel?	Yes	The entire manufacturing of Globe Hope clothing collection in risk countries is GRS certified. This means that during production high environmental standards are maintained for chemical and water use.	https://globehope.fi/pages/tekstiilien-tuotantoprosessi
7	Has the brand (company) eliminated at least one suspect chemical group, such as Phthalates or Per fluorinated chemicals from its entire garment production?	Yes	See remark Environment Q6.	
8	Has the brand (company) eliminated at least three suspect chemical group, such as Phthalates or Per fluorinated chemicals from its entire garment production?	Yes	See remark Environment Q6.	
9	Does the brand (owner) report what percentage of its shipping packaging and carrier are renewable or made from recycled materials, and does the brand implement best practices or concrete policies which have reduced the environmental impact of their packaging materials?	?	Globe Hope does not report the percentage of recycled materials used for its consumer packaging nor annual reductions.	https://www.globehope.com/index.php?route=module/kbm/article&kbm_article_id=19
10	Does the brand (owner) publish its absolute waste materials footprint and implement concrete policies to minimize waste, by reducing, re-using and recycling, thereby decreasing its waste footprint compared to the previous reporting year?	?	Globe Hope implements several measures to reduce its annual absolute waste footprint, such as using RePack-packages in its online store. Concrete aggregate results regarding its annual absolute waste footprint are not made public.	https://www.globehope.com/index.php?route=module/kbm/article&kbm_article_id=20
11	Does the brand promote "slow fashion" and re-use of garments? Choose all that apply	2 points	Globe Hope promotes slow fashion and reuse of garments by several measures.	
a	Extended customer guarantee	Yes	Globe Hope offers 12 months repair services for free.	https://globehope.fi/pages/ilmainen-korjauspalvelu
b	Repair and maintenance services	Yes	Globe Hope offers repair and maintenance services.	https://globehope.fi/pages/ilmainen-korjauspalvelu
c	Take back and second hand services	?	Globe Hope does not sell their products as second hand product.	
d	Maintenance and repair instructions for longer lifecycle.	Yes	Globe Hope provides maintenance and repair instructions.	https://globehope.fi/pages/materiaalien-hoitto-ohjeet
e	Opening up the price structure of an exemplary product.	?	Globe Hope does not open price structures.	
f	Product specific clothing size charts are available.	Yes	Globe Hope has specific clothing size charts for all products.	https://globehope.fi/collections/naisten-vaatteet/products/puhelia-hupparimekko-hiekka
Labor conditions / Human rights				

1	Does the brand (owner) have a policy to make sure there is a proper grievance mechanism in place for factory workers and are at least 25% of workers informed about their rights regarding this mechanism (e.g. through training)?	?	Globe Hope does not report on a grievance mechanism at their manufactures in India and Bangladesh. Their products are also made in Finland and Estonia, which are low risk countries and high labour standards are enforced by law.	https://globehope.fi/pages/tekstiilien-tuotantoprosessi
2	Does the brand (owner) have a published list of direct suppliers, that have collectively contributed to more than 90% of the purchase volume?	Yes	Globe Hope publishes a complete Tier 1 supplier list.	https://globehope.fi/pages/vastuullisuus
3	Is this supplier list specific (Transparency Pledge)? The full name of all authorized production units and processing facilities. The site addresses. The parent company of the business at the site. Type of products made. Worker numbers at each site.	Yes	See remark Labour Q2.	
4	Is the list of direct suppliers extended with suppliers further down the supply chain, with a minimum of 40% more in number compared to the direct suppliers?	Yes	Globe Hope publishes its Tier 3 suppliers.	
5	Does the brand purchase at least 25% from certified manufacturers with improved labor conditions?	Yes	In 2020, 34% of Globe Hope's consumer products were manufactured in Finland, 55% in the Baltic countries and 11% in Bangladesh. Finland and Baltic (total 89% of the production) countries are low risk countries where high labour standards are enforced by law. 11% of the production comes from Bangladesh which is a risk country.	
6	Does the brand purchase at least 50% from certified manufacturers with improved labor conditions?	Yes	See remark Labour Q5.	
7	Does the brand purchase over 70% from certified manufacturers with improved labor conditions?	Yes	See remark Labour Q5.	
8	Does the brand (owner) annually report on the results of its labor conditions policy for the semi-finished products such as yarns, fabrics and leather, including a reasonable overview of number and region of workplaces covered by the policy in relation to the total production volume?	Yes	Most of Globe Hope's materials are surplus or recycled. Yarn for the garment collection comes from a certified supplier in India (Pure Waste).	
9	Does the brand (owner) publicly commit to a living wage benchmark with defined wages per production region or factory?	?	Globe Hope has not published any commitment to a living wage benchmark for its manufacturers in Bangladesh. Apparel manufacturers located in low risk countries, Finland and Estonia laws provide for a living wage.	https://globehope.fi/pages/tekstiilien-tuotantoprosessi
10	Does the brand (owner) set a target to establish the payment of living wages at its apparel manufacturers, and is the brand on track to achieve this target?	?	See remark Labour Q9.	
11	Does the brand (owner) adhere to buying practices that enable living wages and good labour conditions, such as long term relations with factories, and concentrating production at limited number of factories?	?	Out of total 25 suppliers (Tier 1) business relation has lasted longer than 5 years with 5 suppliers. Globe Hope had 16 low risk country suppliers producing covid-19 products during 2020.	

Result: B (15-19) 17 out of 19

	Climate/ Carbon Emissions	Answer	Remark	Hyperlink
1	Has the brand (owner) disclosed the annual absolute climate footprint of its 'own operations', and has it accomplished an overall absolute climate footprint reduction compared to the result of the previous reporting year?	Yes	Halti publishes the climate footprint of its own operations for 2019-2020 and has reduced its absolute climate footprint from 137 tons of CO ₂ e to 79 tons of CO ₂ e.	https://www.halti.fi/pages/tavoite-hiilineutraali-yri-tys-vuonna-2022
2	Is at least 50% of the electricity used by the brand (company) generated from renewable resources, such as wind or solar energy or EKOenergy hydropower?	?	Halti reports its HQ uses 100% renewable hydroenergy and in addition solar panels are producing 33% of energy used. It is unclear if the hydroenergy is certified and meets high environmental standards.	https://halti.com/pages/goal-carbon-neutral-2022
3	Is all the electricity used by the brand (company) generated from renewable resources, such as wind or solar energy or EKOenergy hydropower?	?	See remark Climate Q2.	
4	Has the brand (owner) disclosed the annual absolute climate footprint of its supply chain that is 'beyond own operations'?	Yes	Halti publishes the climate footprint of its supply chain for 2020, reporting an emissions figure of 15 609 345 kg of CO ₂ e.	https://halti.com/pages/goal-carbon-neutral-2022
5	Has the brand (owner) accomplished a reduction of this annual absolute climate footprint 'beyond own operations' compared to the result of the previous reporting year?	Yes	Halti reports that the absolute annual climate footprint of its supply chain beyond its own operations has decreased from 16 145 788 kg of CO ₂ e to 15 609 345 kg of CO ₂ e.	
6	Has the brand (owner) set a target to make at least its own operations fully climate neutral by 2030, and is the brand on track to achieve this target?	Yes	Halti takes several measures to become carbon neutral by 2022, such as using 100% renewable energy in its own operations (hydro and solar) and has reduced their own emission (Scope 1 and 2) compared to last year.	https://halti.com/pages/goal-carbon-neutral-2022
	Environment			
1	Does the brand (company) use environmentally 'preferred' raw materials for more than 25% of its volume?	Yes	Halti uses environmentally preferred fibres, such as organic cotton, recycled nylon and recycled polyester. The brand reports that 74,5% of its outdoor collection is made from more sustainable materials such as recycled polyester and organic cotton. It is likely that at least 50% of the entire collection is made from preferred raw materials.	https://halti.com/pages/what-are-my-clothes-made-o
2	Does the brand (company) use environmentally 'preferred' raw materials for more than 50% of its volume?	Yes	See remark Environment Q1.	
3	Does the brand (company) use environmentally 'preferred' raw materials for more than 90% of its volume?	?	See remark Environment Q1.	

4	Does the brand (company) use recycled raw materials for more than 25% of its volume?	Yes	Halti reports using 28% of recycled PES and 13% of recycled PA, which is in total 41% of recycled material in the outdoor collection. It is likely that more at least 25% of the entire collection is made from recycled materials.	https://halti.com/pages/what-are-my-clothes-made-of
5	Does the brand (company) use recycled raw materials for more than 90% of its volume?	?	See remark Environment Q5.	
6	Is there a policy for the brand (company) to eliminate all hazardous chemicals from the whole lifecycle and all production procedures to make the apparel?	Yes	Halti Oy is a Bluesign system partner and has increased the use of bluesign®-certified materials to 50% (winter 2020/2021) in the Halti outdoor collection.	https://halti.com/pages/what-are-my-clothes-made-of
7	Has the brand (company) eliminated at least one suspect chemical group, such as Phthalates or Per fluorinated chemicals from its entire garment production?	Yes	Halti Oy reports that starting from the summer of 2020, all DWR-treated clothes have been fully PFC-free. All shoes are fully PFC-free.	https://halti.com/pages/what-are-my-clothes-made-of
8	Has the brand (company) eliminated at least three suspect chemical group, such as Phthalates or Per fluorinated chemicals from its entire garment production?	?	See Environment Q6 and Q7.	
9	Does the brand (owner) report what percentage of its shipping packaging and carrier are renewable or made from recycled materials, and does the brand implement best practices or concrete policies which have reduced the environmental impact of their packaging materials?	Yes	Halti Oy reports it used 178 kg plastic polybags and 4776 kg of cartons in the bulk production logistics in 2020 and that it has changed to recycled plastic polybags.	https://halti.com/pages/goal-carbon-neutral-2022
10	Does the brand (owner) publish its absolute waste materials footprint and implement concrete policies to minimize waste, by reducing, re-using and recycling, thereby decreasing its waste footprint compared to the previous reporting year?	Yes	Halti reports the annual waste by type, weight and way of disposal and has reduced its annual absolute waste footprint in 2020 (6.8 tons) compared with 2019 (8.2 tons) .	https://halti.com/pages/goal-carbon-neutral-2022
11	Does the brand promote "slow fashion" and re-use of garments? Choose all that apply	2 points	Halti promotes slow fashion and reuse of garments by some measures.	
a	Extended customer guarantee	Yes	Halti offers a one year customer guarantee for all products.	https://www.halti.fi/pages/takuu
b	Repair and maintenance services	Yes	Halti offers repair and maintenance services .	https://halti.com/pages/instructions
c	Take back and second hand services	?	Halti does not sell their products as second hand product.	https://halti.com/pages/instructions
d	Maintenance and repair instructions for longer lifecycle.	Yes	Halti provides maintenance and repair instructions.	https://halti.com/pages/tips-and-maintenance
e	Opening up the price structure of an exemplary product.	?	Halti does not open price structures.	
f	Product specific clothing size charts are available.	Yes	Halti has specific clothing size charts for all products.	https://halti.com/pages/clothing-size-tables#-women

	Labor conditions / Human rights			
1	Does the brand (owner) have a policy to make sure there is a proper grievance mechanism in place for factory workers and are at least 25% of workers informed about their rights regarding this mechanism (e.g. through training)?	?	Halti is a member of BSCI, which provides a grievance mechanism, but does not provide progress report or data on worker trainings on the use of the grievance mechanism.	https://halti.com/pages/who-makes-my-clothes
2	Does the brand (owner) have a published list of direct suppliers, that have collectively contributed to more than 90% of the purchase volume?	Yes	Halti has published a list of all suppliers (Tier 1, 2 and 3) effective 2019, including products that were made in each factory and the year the cooperation with each factory started.	https://cdn.shopify.com/s/files/1/0718/0913/files/Halti_toimittajat.pdf?2903
3	Is this supplier list specific (Transparency Pledge)? The full name of all authorized production units and processing facilities. The site addresses. The parent company of the business at the site. Type of products made. Worker numbers at each site.	Yes	See remark Labour Q2.	
4	Is the list of direct suppliers extended with suppliers further down the supply chain, with a minimum of 40% more in number compared to the direct suppliers?	Yes	See remark Labour Q2.	
5	Does the brand purchase at least 25% from certified manufacturers with improved labor conditions?	?	Halti Oy is a member of amfori BSCI. Halti does not report on its audit results and it remains unclear if at least 25% of its suppliers have an audit result A.	
6	Does the brand purchase at least 50% from certified manufacturers with improved labor conditions?	?	See remark Labour Q5.	
7	Does the brand purchase over 70% from certified manufacturers with improved labor conditions?	?	See remark Labour Q5.	
8	Does the brand (owner) annually report on the results of its labor conditions policy for the semi-finished products such as yarns, fabrics and leather, including a reasonable overview of number and region of workplaces covered by the policy in relation to the total production volume?	?	Halti Oy does not publicly report clear results of measures implemented to improve labor conditions at its fabric manufacturers.	
9	Does the brand (owner) publicly commit to a living wage benchmark with defined wages per production region or factory?	?	Halti Oy has not published any commitment to a living wage benchmark.	
10	Does the brand (owner) set a target to establish the payment of living wages at its apparel manufacturers, and is the brand on track to achieve this target?	?	Halti Oy does not provide concrete information about measures implemented to establish the payment of living wages at its apparel manufacturers.	
11	Does the brand (owner) adhere to buying practices that enable living wages and good labour conditions, such as long term relations with factories, and concentrating production at limited number of factories?	Yes	Halti reports long business relationships of which 20/29 have lasted longer than 5 years.	https://halti.com/pages/who-makes-my-clothes

Result: B (15-19) 16 out of 19

Climate/ Carbon Emissions		Answer	Remark	Hyperlink
1	Has the brand (owner) disclosed the annual absolute climate footprint of its 'own operations', and has it accomplished an overall absolute climate footprint reduction compared to the result of the previous reporting year?	?	Gugguu Oy has not published the climate footprint of its own operations for 2018-2020.	https://www.gugguu.com/pages/vastuullisuus-raportti-2020
2	Is at least 50% of the electricity used by the brand (company) generated from renewable resources, such as wind or solar energy or EKOenergy hydropower?	Yes	Gugguu Oy reports 85% of its electricity usage comes from EKOenergy certified hydropower.	s. 20 https://www.gugguu.com/pages/vastuullisuus-raportti-2020
3	Is all the electricity used by the brand (company) generated from renewable resources, such as wind or solar energy or EKOenergy hydropower?	?	See remark Climate Q2.	
4	Has the brand (owner) disclosed the annual absolute climate footprint of its supply chain that is 'beyond own operations'?	?	Gugguu Oy has not published the climate footprint of its supply chain from 2018 to 2020.	https://en.gugguu.com/
5	Has the brand (owner) accomplished a reduction of this annual absolute climate footprint 'beyond own operations' compared to the result of the previous reporting year?	?	See remark Climate Q4.	
6	Has the brand (owner) set a target to make at least its own operations fully climate neutral by 2030, and is the brand on track to achieve this target?	?	Gugguu Oy does not communicate any information on its climate footprint towards a climate neutrality goal for its own operations.	(p. 22-23) https://issuu.com/gugguukids-fashion/docs/vastuullisuus-raportti_gugguu2019
Environment				
1	Does the brand (company) use environmentally 'preferred' raw materials for more than 25% of its volume?	Yes	Gugguu Oy communicates that in 2020, 31% of Gugguu Oy's entire collection is made of GRS, GOTS and/or Bluesign certified materials.	(p. 9, 13-14) https://www.gugguu.com/pages/vastuullisuus-raportti-2020
2	Does the brand (company) use environmentally 'preferred' raw materials for more than 50% of its volume?	?	See remark Environment Q1.	
3	Does the brand (company) use environmentally 'preferred' raw materials for more than 90% of its volume?	?	See remark Environment Q1.	
4	Does the brand (company) use recycled raw materials for more than 25% of its volume?	?	Gugguu Oy communicates that in 2020, 5% of Gugguu Oy's entire collection is made of GRS certified materials.	
5	Does the brand (company) use recycled raw materials for more than 90% of its volume?	?	See remark Environment Q1.	

6	Is there a policy for the brand (company) to eliminate all hazardous chemicals from the whole lifecycle and all production procedures to make the apparel?	Yes	56% of Gugguu Oy's clothing is GOTS-certified. 14% of Gugguu Oy's entire collection is Bluesign certified. In addition, 100% of the products are made in EU countries with high environmental standards.	(p. 9) https://www.gugguu.com/pages/vastuullisuus-raportti-2020
7	Has the brand (company) eliminated at least one suspect chemical group, such as Phthalates or Per fluorinated chemicals from its entire garment production?	Yes	See remark Environment Q6.	(p.16) https://www.gugguu.com/pages/vastuullisuus-raportti-2020
8	Has the brand (company) eliminated at least three suspect chemical group, such as Phthalates or Per fluorinated chemicals from its entire garment production?	Yes	See remark Environment Q6.	
9	Does the brand (owner) report what percentage of its shipping packaging and carrier are renewable or made from recycled materials, and does the brand implement best practices or concrete policies which have reduced the environmental impact of their packaging materials?	Yes	Gugguu Oy reports that in 2020, 83% of its product were packed in recycled plastic and in 15% in paper bags.	(p. 16) https://www.gugguu.com/pages/vastuullisuus-raportti-2020
10	Does the brand (owner) publish its absolute waste materials footprint and implement concrete policies to minimize waste, by reducing, re-using and recycling, thereby decreasing its waste footprint compared to the previous reporting year?	?	Gugguu Oy implements several measures to reduce its annual absolute waste footprint. Concrete aggregate results regarding its annual absolute waste footprint are not made public.	(p. 16) https://www.gugguu.com/pages/vastuullisuus-raportti-2020
11	Does the brand promote "slow fashion" and re-use of garments? Choose all that apply	2 points	Gugguu promotes slow fashion and reuse of garments by several measures.	
a	Extended customer guarantee	Yes	Gugguu offers a 24-month customer guarantee for all products.	https://www.gugguu.com/pages/usein-kysytyt-ky-symykset
b	Repair and maintenance services	Yes	Gugguu offers repair services as part of the 24 months guarantee.	
c	Take back and second hand services	?	Gugguu does not sell the products as second hand product.	
d	Maintenance and repair instructions for longer lifecycle.	Yes	Gugguu provides maintenance and repair instructions for customers.	10+1 vinkkiä vaatteiden huoltoon - kuinka saada vaatteet kestämään aik – Gugguu.com
e	Opening up the price structure of an exemplary product.	Yes	Gugguu opens price structures.	https://www.gugguu.com/pages/vastuullisuus-raportti-2020
f	Product specific clothing size charts are available.	Yes	Gugguu provides clothing size information.	https://www.gugguu.com/pages/koko-opas
Labor conditions / Human rights				

1	Does the brand (owner) have a policy to make sure there is a proper grievance mechanism in place for factory workers and are at least 25% of workers informed about their rights regarding this mechanism (e.g. through training)?	Yes	99% of products are made in Finland, Estonia and Portugal, which are low risk countries and high labor standards are enforced by law.	(p. 9-10) https://www.gugguu.com/pages/vastuullisuus-raportti-2020
2	Does the brand (owner) have a published list of direct suppliers, that have collectively contributed to more than 90% of the purchase volume?	?	Gugguu Oy has published an overview of sourcing countries, but does not provide a specific list of direct suppliers. Sourcing countries are all in Europe: 55% in Estonia (low risk), 24% in Finland (low risk), 3% in Latvia (low risk), 1% in Poland (medium risk) and Portugal 7 % (low risk).	(p.10) https://www.gugguu.com/pages/vastuullisuus-raportti-2020
3	Is this supplier list specific (Transparency Pledge)? The full name of all authorized production units and processing facilities. The site addresses. The parent company of the business at the site. Type of products made. Worker numbers at each site.	?	Gugguu Oy's supplier list is not aligned with the Transparency Pledge.	
4	Is the list of direct suppliers extended with suppliers further down the supply chain, with a minimum of 40% more in number compared to the direct suppliers?	?	Gugguu does not publish detailed information on its Tier 2 suppliers, but reports production countries; Netherlands 23% (low risk), Estonia 38% (low risk), Portugal 13% (low risk), Italy 3% (medium risk, SA8000 standard), Germany 21% (low risk), Switzerland 1% (low risk) and Sweden 1% (low risk).	
5	Does the brand purchase at least 25% from certified manufacturers with improved labor conditions?	Yes	Gugguu Oy reports its sourcing countries are only in Europe: 38% in Estonia (low risk), 28% in Finland (low risk), 3% in Latvia (low risk) and 1% in Poland (medium risk). In low risk countries high labour standards are enforced by law.	(p.10) https://www.gugguu.com/pages/vastuullisuus-raportti-2020
6	Does the brand purchase at least 50% from certified manufacturers with improved labor conditions?	Yes	See remark Labour Q5.	
7	Does the brand purchase over 70% from certified manufacturers with improved labor conditions?	Yes	See remark Labour Q5.	
8	Does the brand (owner) annually report on the results of its labor conditions policy for the semi-finished products such as yarns, fabrics and leather, including a reasonable overview of number and region of workplaces covered by the policy in relation to the total production volume?	Yes	Gugguu reports its fabric suppliers by country: Netherlands 23% (low risk), Estonia 38% (low risk), Portugal 13% (low risk), Italy 3% (medium risk, SA8000 standard), Germany 21% (low risk), Switzerland 1% (low risk) and Sweden 1% (low risk).	(p.9) https://www.gugguu.com/pages/vastuullisuus-raportti-2020
9	Does the brand (owner) publicly commit to a living wage benchmark with defined wages per production region or factory?	Yes	99% of Gugguu Oy's garment production is in low risk countries in the EU, where high labour standards are enforced by law.	(p.9) https://www.gugguu.com/pages/vastuullisuus-raportti-2020
10	Does the brand (owner) set a target to establish the payment of living wages at its apparel manufacturers, and is the brand on track to achieve this target?	Yes	See remark Labour Q13.	
11	Does the brand (owner) adhere to buying practices that enable living wages and good labour conditions, such as long term relations with factories, and concentrating production at limited number of factories?	Yes	4/7 (79% of production volume) of Gugguu Oy's business relationships with Tier 1 suppliers have started in 2016 or earlier.	https://www.gugguu.com/pages/vastuullisuus-raportti-2020

Result: D (5-9) 6 out of 29

	Climate/ Carbon Emissions	Answer	Remark	Hyperlink
1	Has the brand (owner) disclosed the annual absolute climate footprint of its 'own operations', and has it accomplished an overall absolute climate footprint reduction compared to the result of the previous reporting year?	Yes	S Group publishes the climate footprint of its own operations for 2019 and 2020, and has reduced its absolute climate footprint from 150 000 tonnes of CO ₂ e to 119 700 tonnes of CO ₂ e.	p.55 https://downloads.ctfassets.net/8122zj5k3sy9/50FAkjsV4664Nmjnd-JZlqx/94d98e76d333dff-cdd3a91a284d-dd2e2/S_Vuosi_ja_vas-tuullisuus_2020_FI.pdf
2	Is at least 50% of the electricity used by the brand (company) generated from renewable resources, such as wind or solar energy or EKOenergy hydropower?	?	S Group reports on the use of renewable energy, such as solar and wind, but is not clear enough about the overall share of renewable energy consumption, as well as sources.	s.54 https://downloads.ctfassets.net/8122zj5k3sy9/50FAkjsV4664Nmjnd-JZlqx/94d98e76d333dff-cdd3a91a284d-dd2e2/S_Vuosi_ja_vas-tuullisuus_2020_FI.pdf
3	Is all the electricity used by the brand (company) generated from renewable resources, such as wind or solar energy or EKOenergy hydropower?	?	See remark Climate Q2.	
4	Has the brand (owner) disclosed the annual absolute climate footprint of its supply chain that is 'beyond own operations'?	Yes	S Group publishes the climate footprint of its supply chain for 2020, reporting an emissions figure of 7 830 100 tons of CO ₂ .	
5	Has the brand (owner) accomplished a reduction of this annual absolute climate footprint 'beyond own operations' compared to the result of the previous reporting year?	Yes	Scope 3 emission reduced 9% from 2019 (8 386 000 tonnes of CO ₂ e) to 2020 (7 830 100 CO ₂ e).	
6	Has the brand (owner) set a target to make at least its own operations fully climate neutral by 2030, and is the brand on track to achieve this target?	Yes	S Group has set a target to become climate neutral in own operations by 2025 and has reduced own emissions by 20% from the previous reporting year. S Group provides a timetable and is on track to reach this target.	s. 51-55 https://downloads.ctfassets.net/8122zj5k3sy9/50FAkjsV4664Nmjnd-JZlqx/94d98e76d333dff-cdd3a91a284d-dd2e2/S_Vuosi_ja_vas-tuullisuus_2020_FI.pdf
Environment				
1	Does the brand (company) use environmentally 'preferred' raw materials for more than 25% of its volume?	?	S Group uses environmentally preferred cotton, such as organic and Fair trade. However, the overall proportion of environmentally preferred raw materials is not communicated.	s.77 https://downloads.ctfassets.net/8122zj5k3sy9/50FAkjsV4664Nmjnd-JZlqx/94d98e76d333dff-cdd3a91a284d-dd2e2/S_Vuosi_ja_vas-tuullisuus_2020_FI.pdf
2	Does the brand (company) use environmentally 'preferred' raw materials for more than 50% of its volume?	?	See remark Environment Q1.	
3	Does the brand (company) use environmentally 'preferred' raw materials for more than 90% of its volume?	?	See remark Environment Q1.	

4	Does the brand (company) use recycled raw materials for more than 25% of its volume?	?	See remark Environment Q1.	
5	Does the brand (company) use recycled raw materials for more than 90% of its volume?	?	See remark Environment Q1.	
6	Is there a policy for the brand (company) to eliminate all hazardous chemicals from the whole lifecycle and all production procedures to make the apparel?	?	S Group does not report on its policy on hazardous chemicals.	
7	Has the brand (company) eliminated at least one suspect chemical group, such as Phthalates or Per fluorinated chemicals from its entire garment production?	?	See remark Environment Q7.	
8	Has the brand (company) eliminated at least three suspect chemical group, such as Phthalates or Per fluorinated chemicals from its entire garment production?	?	See remark Environment Q7.	
9	Does the brand (owner) report what percentage of its shipping packaging and carrier are renewable or made from recycled materials, and does the brand implement best practices or concrete policies which have reduced the environmental impact of their packaging materials?	?	S Group does not report the percentage of recycled shipping packaging but 83% its own brand packaging is renewable.	s. 63
10	Does the brand (owner) publish its absolute waste materials footprint and implement concrete policies to minimize waste, by reducing, re-using and recycling, thereby decreasing its waste footprint compared to the previous reporting year?	?	S Group reports the annual waste by type, weight and way of disposal, but increased its annual absolute waste footprint from 107 900 tons in 2018 to 111 600 tons in 2019.	
11	Does the brand promote "slow fashion" and re-use of garments? Choose all that apply	0 points		
a	Extended customer guarantee	?	S-ryhmä does not communicate offering a guarantee for products.	
b	Repair and maintenance services	?	S-ryhmä does not communicate offering repair or maintenance services.	
c	Take back and second hand services	?	S-ryhmä does not communicate taking back their clothes or selling them as second hand.	
d	Maintenance and repair instructions for longer lifecycle.	?	S-ryhmä does not communicate offering maintenance or repair instructions.	
e	Opening up the price structure of an exemplary product.	?	S-ryhmä does not open price structures.	
f	Product specific clothing size charts are available.	?	S-ryhmä does not have specific clothing size charts for all products.	https://www.prisma.fi/fi/prisma/house-naisten-caprit-vicapri-110179891

Labor conditions / Human rights				
1	Does the brand (owner) have a policy to make sure there is a proper grievance mechanism in place for factory workers and are at least 25% of workers informed about their rights regarding this mechanism (e.g. through training)?	?	S Group is a member of BSCI, which provides a grievance mechanism, but does not provide progress report or data on worker trainings on the use of the grievance mechanism.	https://downloads.ctfasets.net/8122zj5k3sy9/50FAkjsV4664Nmjnd-JZlqx/94d98e76d333dff-cdd3a91a284d-dd2e2/S_Vuosi_ja_vas-tuullisuus_2020_FI.pdf
2	Does the brand (owner) have a published list of direct suppliers, that have collectively contributed to more than 90% of the purchase volume?	Yes	S Group has published a list of Tier 1 suppliers that are likely to cover 90% of its total production.	https://s-ryhma.fi/vas-tuullisuus/tehdaslista
3	Is this supplier list specific (Transparency Pledge)? The full name of all authorized production units and processing facilities. The site addresses. The parent company of the business at the site. Type of products made. Worker numbers at each site.	Yes	S Group has published a specific supplier list aligned with the Transparency Pledge.	https://s-ryhma.fi/vas-tuullisuus/tehdaslista
4	Is the list of direct suppliers extended with suppliers further down the supply chain, with a minimum of 40% more in number compared to the direct suppliers?	?	See remark Labour Q2.	
5	Does the brand purchase at least 25% from certified manufacturers with improved labor conditions?	?	S Group is a member of amfori BSCI and publishes overall results on BSCI audits. However it remains unclear if at least 25% of House suppliers have an audit result A.	
6	Does the brand purchase at least 50% from certified manufacturers with improved labor conditions?	?	See remark Labour Q5.	
7	Does the brand purchase over 70% from certified manufacturers with improved labor conditions?	?	See remark Labour Q5.	
8	Does the brand (owner) annually report on the results of its labor conditions policy for the semi-finished products such as yarns, fabrics and leather, including a reasonable overview of number and region of workplaces covered by the policy in relation to the total production volume?	?	S Group does not publicly report specific results of the implemented measures to improve labour conditions at its fabric manufacturers	
9	Does the brand (owner) publicly commit to a living wage benchmark with defined wages per production region or factory?	?	S Group has not published any commitment to a living wage benchmark.	
10	Does the brand (owner) set a target to establish the payment of living wages at its apparel manufacturers, and is the brand on track to achieve this target?	?	See remark Labour Q9.	
11	Does the brand (owner) adhere to buying practices that enable living wages and good labour conditions, such as long term relations with factories, and concentrating production at limited number of factories?	?	S Group does not report on the duration of business relationships with suppliers, or on a strategy to concentrate production at a limited number of suppliers.	https://s-ryhma.fi/vas-tuullisuus/tehdaslista

Result: D (5-9) 8 out of 29

	Climate/ Carbon Emissions	Answer	Remark	Hyperlink
1	Has the brand (owner) disclosed the annual absolute climate footprint of its 'own operations', and has it accomplished an overall absolute climate footprint reduction compared to the result of the previous reporting year?	?	Makia publishes the climate footprint for purchased energy, but it is not clear whether a reduction of greenhouse gas emissions has been achieved because no complete footprint (Scope 1, 2) has been provided.	https://makia.com/responsibility/
2	Is at least 50% of the electricity used by the brand (company) generated from renewable resources, such as wind or solar energy or EKOenergy hydropower?	?	Makia reports its electricity consumption decreased by 8% in 2020 and total emissions were 26989 kWh (of which 43% was solar energy).	https://makia.com/responsibility/
3	Is all the electricity used by the brand (company) generated from renewable resources, such as wind or solar energy or EKOenergy hydropower?	?	See remark Climate Q2.	
4	Has the brand (owner) disclosed the annual absolute climate footprint of its supply chain that is 'beyond own operations'?	?	Makia Clothing Ltd. has not published a climate footprint of its supply chain 2019-2020.	
5	Has the brand (owner) accomplished a reduction of this annual absolute climate footprint 'beyond own operations' compared to the result of the previous reporting year?	?	See remark Climate Q4.	
6	Has the brand (owner) set a target to make at least its own operations fully climate neutral by 2030, and is the brand on track to achieve this target?	?	Makia has set a target to be climate neutral in own operations by 2025. The company does not, however, provide a concrete timetable or solutions for reaching the goal.	
Environment				
1	Does the brand (company) use environmentally 'preferred' raw materials for more than 25% of its volume?	Yes	In 2020, 64% of Makia Clothing Ltd.'s entire collection was made of environmentally preferred fibres such as organic cotton, recycled cotton, recycled polyester, Tencel and organic wool.	https://makia.impact.page/makia/Materials#!_dlg=Dialog-EPM2019
2	Does the brand (company) use environmentally 'preferred' raw materials for more than 50% of its volume?	Yes	See remark Environment Q1.	
3	Does the brand (company) use environmentally 'preferred' raw materials for more than 90% of its volume?	?	See remark Environment Q1.	
4	Does the brand (company) use recycled raw materials for more than 25% of its volume?	?	In 2020, 14% of Makia Clothing Ltd.'s collection was made of recycled cotton and polyester.	https://makia.impact.page/makia/Materials#!_dlg=Dialog-EPM2019
5	Does the brand (company) use recycled raw materials for more than 90% of its volume?	?	See remark Environment Q1.	

6	Is there a policy for the brand (company) to eliminate all hazardous chemicals from the whole lifecycle and all production procedures to make the apparel?	?	Makia Clothing Ltd. refers to REACH legislation. It is not a sufficient policy to target chemical pollution in the production chain. Furthermore, Makia Clothing Ltd. does not report concrete results of its policy.	https://www.impactreport.app/makia/clothes/index.html?view=CaringforNature
7	Has the brand (company) eliminated at least one suspect chemical group, such as Phthalates or Per fluorinated chemicals from its entire garment production?	?	Makia Clothing Ltd. communicates that phthalates and PVC are not used in the production of any of its garments. However the company does not publish an RSL nor a progress report.	https://www.impactreport.app/makia/clothes/index.html?view=CodeOfConduct
8	Has the brand (company) eliminated at least three suspect chemical group, such as Phthalates or Per fluorinated chemicals from its entire garment production?	?	See remark Environment Q7.	
9	Does the brand (owner) report what percentage of its shipping packaging and carrier are renewable or made from recycled materials, and does the brand implement best practices or concrete policies which have reduced the environmental impact of their packaging materials?	Yes	Makia Clothing Ltd. implements several measures to minimize the environmental impact of its packaging, such as using RePack packages and recycled polybags.	https://makia.com/responsibility/
10	Does the brand (owner) publish its absolute waste materials footprint and implement concrete policies to minimize waste, by reducing, re-using and recycling, thereby decreasing its waste footprint compared to the previous reporting year?	?	Makia Clothing Ltd. reports various efforts to minimize packaging waste but it does not report any annual reduction.	https://makia.com/responsibility-sustainability/
11	Does the brand promote "slow fashion" and re-use of garments? Choose all that apply	2 points	Makia promotes slow fashion and reuse of garments by some measures.	
a	Extended customer guarantee	?	Makia does not communicate offering a guarantee for products.	
b	Repair and maintenance services	Yes	Makia's Flagship Store in Lasipalatsi, Helsinki offers a repair service for basic repairs (button sewing, knit maintenance) and has a sewing partner for more complicated repairs (torn seams, faulty zippers).	
c	Take back and second hand services	?	Makia does not communicate taking back their clothes or selling them as second hand.	
d	Maintenance and repair instructions for longer lifecycle.	Yes	Makia offers maintenance or repair instructions.	https://makia.com/garment-care/
e	Opening up the price structure of an exemplary product.	Yes	Makia opens price structures.	https://makia.com/responsibility/
f	Product specific clothing size charts are available.	Yes	Makia has specific clothing size charts for all products.	https://makia.com/product/m41073-square-pocket-sweat-shirt-red-201/
Labor conditions / Human rights				

1	Does the brand (owner) have a policy to make sure there is a proper grievance mechanism in place for factory workers and are at least 25% of workers informed about their rights regarding this mechanism (e.g. through training)?	?	Makia Clothing Oy does not report on a grievance mechanism.	https://makia.com/responsibility/
2	Does the brand (owner) have a published list of direct suppliers, that have collectively contributed to more than 90% of the purchase volume?	Yes	Makia has published a list of direct suppliers that is likely to cover 90% of its total production, effective September 2021, including the full addresses / products made in each factory.	https://makia.com/wp-content/uploads/2018/01/Makia-Suppliers-Sep2021.pdf
3	Is this supplier list specific (Transparency Pledge)? The full name of all authorized production units and processing facilities. The site addresses. The parent company of the business at the site. Type of products made. Worker numbers at each site.	Yes	Makia has published a specific supplier list aligned with the Transparency Pledge.	https://makia.com/wp-content/uploads/2018/01/Makia-Suppliers-Sep2021.pdf
4	Is the list of direct suppliers extended with suppliers further down the supply chain, with a minimum of 40% more in number compared to the direct suppliers?	?	See remark Labour Q2.	
5	Does the brand purchase at least 25% from certified manufacturers with improved labor conditions?	?	Makia Clothing Ltd. does not clearly report if and how much production volume is approved as socially compliant by independent third parties.	https://makia.com/responsibility/
6	Does the brand purchase at least 50% from certified manufacturers with improved labor conditions?	?	See remark Labour Q5.	
7	Does the brand purchase over 70% from certified manufacturers with improved labor conditions?	?	See remark Labour Q5.	
8	Does the brand (owner) annually report on the results of its labor conditions policy for the semi-finished products such as yarns, fabrics and leather, including a reasonable overview of number and region of workplaces covered by the policy in relation to the total production volume?	?	Makia Clothing Ltd. does not publicly report clear results of measures implemented to improve labor conditions at its fabric manufacturers.	https://makia.com/responsibility/
9	Does the brand (owner) publicly commit to a living wage benchmark with defined wages per production region or factory?	?	Makia Clothing Ltd. has not published any commitment to a living wage benchmark.	https://makia.com/responsibility/
10	Does the brand (owner) set a target to establish the payment of living wages at its apparel manufacturers, and is the brand on track to achieve this target?	?	Makia Clothing Ltd. does not provide concrete information about measures implemented to establish the payment of living wages at its apparel manufacturers.	https://makia.com/responsibility/
11	Does the brand (owner) adhere to buying practices that enable living wages and good labour conditions, such as long term relations with factories, and concentrating production at limited number of factories?	Yes	Makia Clothing Ltd. reports 85%(12/14) of its production came from suppliers that it has worked with for 5 years or more.	https://makia.com/responsibility/

Result: E (0-4) 1 out of 29

	Climate/ Carbon Emissions		Remark	Hyperlink
1	Has the brand (owner) disclosed the annual absolute climate footprint of its 'own operations', and has it accomplished an overall absolute climate footprint reduction compared to the result of the previous reporting year?	?	Ivana Helsinki does not publish the climate footprint of its own operations.	http://www.ivanahelsinki.com/sustainability-1
2	Is at least 50% of the electricity used by the brand (company) generated from renewable resources, such as wind or solar energy or EKOenergy hydropower?	?	Ivana Helsinki does not communicate its renewable energy policy.	http://www.ivanahelsinki.com/sustainability-1
3	Is all the electricity used by the brand (company) generated from renewable resources, such as wind or solar energy or EKOenergy hydropower?	?	Ivana Helsinki does not communicate its renewable energy policy.	
4	Has the brand (owner) disclosed the annual absolute climate footprint of its supply chain that is 'beyond own operations'?	?	Ivana Helsinki has not published the annual climate footprint of its supply chain.	
5	Has the brand (owner) accomplished a reduction of this annual absolute climate footprint 'beyond own operations' compared to the result of the previous reporting year?	?	See remark Climate Q4.	
6	Has the brand (owner) set a target to make at least its own operations fully climate neutral by 2030, and is the brand on track to achieve this target?	?	No information is given or no climate neutrality target is mentioned.	
	Environment			
1	Does the brand (company) use environmentally 'preferred' raw materials for more than 25% of its volume?	?	Ivana Helsinki Flashes collection is reported to have 36% of the garments made of 100% organic cotton, but it is not clear what percentage of the total annual volume this represents.	https://shop.ivanahelsinki.com/pages/sustainability
2	Does the brand (company) use environmentally 'preferred' raw materials for more than 50% of its volume?	?	See remark Environment Q1.	
3	Does the brand (company) use environmentally 'preferred' raw materials for more than 90% of its volume?	?	See remark Environment Q1.	
4	Does the brand (company) use recycled raw materials for more than 25% of its volume?	?	See remark Environment Q1.	
5	Does the brand (company) use recycled raw materials for more than 90% of its volume?	?	See remark Environment Q1.	

6	Is there a policy for the brand (company) to eliminate all hazardous chemicals from the whole lifecycle and all production procedures to make the apparel?	?	Ivana Helsinki does not provide information on its policies to eliminate hazardous chemicals.	https://shop.ivanahelsinki.com/pages/sustainability
7	Has the brand (company) eliminated at least one suspect chemical group, such as Phthalates or Per fluorinated chemicals from its entire garment production?	?	See remark Environment Q6.	
8	Has the brand (company) eliminated at least three suspect chemical group, such as Phthalates or Per fluorinated chemicals from its entire garment production?	?	See remark Environment Q6.	
9	Does the brand (owner) report what percentage of its shipping packaging and carrier are renewable or made from recycled materials, and does the brand implement best practices or concrete policies which have reduced the environmental impact of their packaging materials?	?	Ivana Helsinki does not report the percentage of recycled materials used for its consumer packaging, nor annual reductions or best practices regarding its packaging materials.	http://www.ivanahelsinki.com/sustainability-1
10	Does the brand (owner) publish its absolute waste materials footprint and implement concrete policies to minimize waste, by reducing, re-using and recycling, thereby decreasing its waste footprint compared to the previous reporting year?	?	Ivana Helsinki does not communicate any information regarding its waste generation.	https://shop.ivanahelsinki.com/pages/sustainability
11	Does the brand promote "slow fashion" and re-use of garments? Choose all that apply	0 points		
a	Extended customer guarantee	?	Ivana Helsinki does not communicate offering a guarantee for products.	
b	Repair and maintenance services	?	Ivana Helsinki does not communicate offering repair or maintenance services.	
c	Take back and second hand services	?	Ivana Helsinki has a Facebook group for second hand clothes. However the information is not available on website front page/webstore.	http://www.ivanahelsinki.com/sustainability-1
d	Maintenance and repair instructions for longer lifecycle.	?	Ivana Helsinki does not communicate offering maintenance or repair instructions.	
e	Opening up the price structure of an exemplary product.	?	Ivana Helsinki does not open price structures.	
f	Product specific clothing size charts are available.	Yes	Ivana Helsinki has clothing size charts.	https://shop.ivanahelsinki.com/collections/flashes-vol-4-aw21/products/oz-sweater?variant=41044029735061
Labor conditions / Human rights				
1	Does the brand (owner) have a policy to make sure there is a proper grievance mechanism in place for factory workers and are at least 25% of workers informed about their rights regarding this mechanism (e.g. through training)?	?	Ivana Helsinki does not report on a grievance mechanism.	https://shop.ivanahelsinki.com/pages/sustainability

2	Does the brand (owner) have a published list of direct suppliers, that have collectively contributed to more than 90% of the purchase volume?	?	Ivana Helsinki does not provide a list of direct suppliers.	https://shop.ivanahelsinki.com/pages/sustainability
3	Is this supplier list specific (Transparency Pledge)? The full name of all authorized production units and processing facilities. The site addresses. The parent company of the business at the site. Type of products made. Worker numbers at each site.	?	See the remark Labour Q2	
4	Is the list of direct suppliers extended with suppliers further down the supply chain, with a minimum of 40% more in number compared to the direct suppliers?	?	See the remark Labour Q2	
5	Does the brand purchase at least 25% from certified manufacturers with improved labor conditions?	?	Ivana Helsinki does not communicate any information about being part of a collective initiative or purchasing from an accredited supplier.	
6	Does the brand purchase at least 50% from certified manufacturers with improved labor conditions?	?	See the remark Labour Q5.	
7	Does the brand purchase over 70% from certified manufacturers with improved labor conditions?	?	See the remark Labour Q5.	
8	Does the brand (owner) annually report on the results of its labor conditions policy for the semi-finished products such as yarns, fabrics and leather, including a reasonable overview of number and region of workplaces covered by the policy in relation to the total production volume?	?	Ivana Helsinki does not publicly report results of measures implemented to improve labour conditions at its fabric manufacturers.	https://shop.ivanahelsinki.com/pages/sustainability
9	Does the brand (owner) publicly commit to a living wage benchmark with defined wages per production region or factory?	?	Ivana Helsinki has not published any commitment to a living wage benchmark.	https://shop.ivanahelsinki.com/pages/sustainability
10	Does the brand (owner) set a target to establish the payment of living wages at its apparel manufacturers, and is the brand on track to achieve this target?	?	Ivana Helsinki does not provide information about measures implemented to establish the payment of living wage.	https://shop.ivanahelsinki.com/pages/sustainability
11	Does the brand (owner) adhere to buying practices that enable living wages and good labour conditions, such as long term relations with factories, and concentrating production at limited number of factories?	Yes	Ivana Helsinki reports that 95% of its production comes from one long-term partner factory.	https://shop.ivanahelsinki.com/pages/sustainability

Result: D (5-9) 7 out of 29

	Climate/ Carbon Emissions	Answer	Remark	Hyperlink
1	Has the brand (owner) disclosed the annual absolute climate footprint of its 'own operations', and has it accomplished an overall absolute climate footprint reduction compared to the result of the previous reporting year?	Yes	Lindex publishes the climate footprint of its own operations for 2019-2020 and has reduced its absolute climate footprint from 11.18 tonnes of CO ₂ e to 11.13 tonnes of CO ₂ e.	p. 41 https://about.lindex.com/files/documents/lindex-sustainability-report-2020.pdf
2	Is at least 50% of the electricity used by the brand (company) generated from renewable resources, such as wind or solar energy or EKOenergy hydropower?	?	Lindex reports to have used 60% renewable energy of total electricity consumption in 2020, but the sources of supply are not clear.	p. 41 https://about.lindex.com/files/documents/lindex-sustainability-report-2020.pdf
3	Is all the electricity used by the brand (company) generated from renewable resources, such as wind or solar energy or EKOenergy hydropower?	?	See remark Climate Q2.	
4	Has the brand (owner) disclosed the annual absolute climate footprint of its supply chain that is 'beyond own operations'?	Yes	Lindex publishes the climate footprint of its supply chain for 2020, reporting an emissions figure of 149.70 tonnes of CO ₂ .	p. 41 https://about.lindex.com/files/documents/lindex-sustainability-report-2020.pdf
5	Has the brand (owner) accomplished a reduction of this annual absolute climate footprint 'beyond own operations' compared to the result of the previous reporting year?	Yes	Scope 3 emission reduced by 15% from 2019 (172.62 CO ₂ e) to 2020 (149.70 CO ₂ e) .	p. 41 https://about.lindex.com/files/documents/lindex-sustainability-report-2020.pdf
6	Has the brand (owner) set a target to make at least its own operations fully climate neutral by 2030, and is the brand on track to achieve this target?	?	Lindex has set a target to be climate neutral in its own operations by 2023 but has not reduced own emissions from the previous reporting year. The company does not provide a concrete timetable or solutions for reaching the goal.	p 40-41 https://about.lindex.com/files/documents/lindex-sustainability-report-2020.pdf
Environment				
1	Does the brand (company) use environmentally 'preferred' raw materials for more than 25% of its volume?	?	Lindex reports that 65% of its garments are made of more sustainable materials in 2020. However, the overall proportion of environmentally preferred raw materials, such as organic or recycled cotton, is not clearly communicated.	p 48-50 p 40-41 https://about.lindex.com/files/documents/lindex-sustainability-report-2020.pdf
2	Does the brand (company) use environmentally 'preferred' raw materials for more than 50% of its volume?	?	See remark Environment Q1.	
3	Does the brand (company) use environmentally 'preferred' raw materials for more than 90% of its volume?	?	See remark Environment Q1.	
4	Does the brand (company) use recycled raw materials for more than 25% of its volume?	?	Lindex communicates using recycled fibres, such as recycled cotton, polyester and polyamide. However, the overall proportion of environmentally preferred raw materials is not communicated.	

5	Does the brand (company) use recycled raw materials for more than 90% of its volume?	?	See remark Environment Q1.	
6	Is there a policy for the brand (company) to eliminate all hazardous chemicals from the whole lifecycle and all production procedures to make the apparel?	?	Lindex has a chemical strategy and has published MRSL (Manufacturing Restricted Substance List). The report does not provide information on whether all hazardous chemicals have been eliminated.	p 53 https://about.lindex.com/files/documents/lindex-sustainability-report-2020.pdf
7	Has the brand (company) eliminated at least one suspect chemical group, such as Phthalates or Per fluorinated chemicals from its entire garment production?	?	See remark Environment Q6.	
8	Has the brand (company) eliminated at least three suspect chemical group, such as Phthalates or Per fluorinated chemicals from its entire garment production?	?	See remark Environment Q6.	
9	Does the brand (owner) report what percentage of its shipping packaging and carrier are renewable or made from recycled materials, and does the brand implement best practices or concrete policies which have reduced the environmental impact of their packaging materials?	?	Lindex reports using recycled materials and having a target that all paper and plastic packaging follows its circular strategy. Lindex does not report overall data or percentages of recycled material.	p 51 https://about.lindex.com/files/documents/lindex-sustainability-report-2020.pdf
10	Does the brand (owner) publish its absolute waste materials footprint and implement concrete policies to minimize waste, by reducing, re-using and recycling, thereby decreasing its waste footprint compared to the previous reporting year?	?	Annual results of its waste reduction policy are not specified. Lindex mentions it is active in waste separation and recycling.	p. 24 https://about.lindex.com/files/documents/lindex-sustainability-report-2020.pdf
11	Does the brand promote "slow fashion" and re-use of garments? Choose all that apply	1 point	Lindex promotes slow fashion and reuse of garments by some measures.	
a	Extended customer guarantee	?	Lindex does not communicate offering a guarantee for products.	
b	Repair and maintenance services	?	Lindex does not communicate offering repair or maintenance services.	
c	Take back and second hand services	?	Lindex does not communicate taking back their clothes or selling them as second hand.	https://about.lindex.com/fi/kestava-kehityks/miten-sina-voit-vai-kuttaa/uudelleenkayto-ja-kierratys/
d	Maintenance and repair instructions for longer lifecycle.	Yes	Lindex offers maintenance or repair instructions.	https://about.lindex.com/fi/kestava-kehityks/miten-sina-voit-vai-kuttaa/tuotehuolto/
e	Opening up the price structure of an exemplary product.	?	Lindex does not open price structures.	
f	Product specific clothing size charts are available.	Yes	Lindex has specific clothing size charts for all products.	https://www.lindex.com/fi/p/8191335-80-musta-leveat-housut

Labor conditions / Human rights				
1	Does the brand (owner) have a policy to make sure there is a proper grievance mechanism in place for factory workers and are at least 25% of workers informed about their rights regarding this mechanism (e.g. through training)?	?	Lindex does not report on a grievance mechanism.	p. 16 https://about.lindex.com/files/documents/lindex-sustainability-report-2020.pdf
2	Does the brand (owner) have a published list of direct suppliers, that have collectively contributed to more than 90% of the purchase volume?	Yes	Lindex has published a list of direct and indirect suppliers that is likely to cover 90% of its total production, effective March 2021, including the full addresses / products made in each factory.	https://about.lindex.com/sustainability/how-we-work/suppliers-and-factories/manufacturing-factories/
3	Is this supplier list specific (Transparency Pledge)? The full name of all authorized production units and processing facilities. The site addresses. The parent company of the business at the site. Type of products made. Worker numbers at each site.	Yes	Lindex has published a specific supplier list aligned with the Transparency Pledge.	
4	Is the list of direct suppliers extended with suppliers further down the supply chain, with a minimum of 40% more in number compared to the direct suppliers?	Yes	Lindex has published a list of fabrics and yarn producers which consists of about 90% of the total volume at the time of publishing (March 2021).	https://about.lindex.com/sustainability/how-we-work/suppliers-and-factories/tier-2-factories/
5	Does the brand purchase at least 25% from certified manufacturers with improved labor conditions?	?	Lindex provides an overview of audit statistics for 2019 (Amfori BSCI) out of which 13% have reached level A 'Outstanding or good'.	p. 16 https://about.lindex.com/files/documents/lindex-sustainability-report-2020.pdf
6	Does the brand purchase at least 50% from certified manufacturers with improved labor conditions?	?	See remark Labour Q5.	
7	Does the brand purchase over 70% from certified manufacturers with improved labor conditions?	?	See remark Labour Q5.	
8	Does the brand (owner) annually report on the results of its labor conditions policy for the semi-finished products such as yarns, fabrics and leather, including a reasonable overview of number and region of workplaces covered by the policy in relation to the total production volume?	?	Lindex does not publicly report clear results of the measures implemented to improve labour conditions at its fabric manufacturers.	
9	Does the brand (owner) publicly commit to a living wage benchmark with defined wages per production region or factory?	?	Lindex has set a goal for the whole value chain regarding living wages: by 2025, Lindex suppliers who stand for 80% of its production work actively with a living wage programme, and have started to calculate living wages based on the Anker methodology. However, it stays unclear what % of workers are actually paid a living wage.	p 59 https://about.lindex.com/files/documents/lindex-sustainability-report-2020.pdf
10	Does the brand (owner) set a target to establish the payment of living wages at its apparel manufacturers, and is the brand on track to achieve this target?	?	See remark Labour Q9.	

11	Does the brand (owner) adhere to buying practices that enable living wages and good labour conditions, such as long term relations with factories, and concentrating production at limited number of factories?	?	Lindex does not report on the duration of business relationships with suppliers, nor on a strategy to concentrate production at a limited number of suppliers. Lindex reports that it has consolidated its supply chain and works with fewer suppliers in long-term partnerships.	p. 16 https://about.lindex.com/files/documents/lindex-sustainability-report-2020.pdf
----	---	---	---	---

Result: B (15-19) 15 out of 19

	Climate/ Carbon Emissions	Answer	Remark	Hyperlink
1	Has the brand (owner) disclosed the annual absolute climate footprint of its 'own operations', and has it accomplished an overall absolute climate footprint reduction compared to the result of the previous reporting year?	Yes	Marimekko publishes the climate footprint of its own operations for 2019 and 2020 and has reduced its climate footprint for Scope 1 and 2 from 306 tonnes of CO ₂ e to 149 tonnes of CO ₂ e.	p.38 https://company.marimekko.com/wp-content/uploads/2021/06/Marimekko_Sustainability_review_2020_EN.pdf
2	Is at least 50% of the electricity used by the brand (company) generated from renewable resources, such as wind or solar energy or EKOenergy hydropower?	Yes	Marimekko reports that 87% of total electricity consumption was renewable energy in 2020. From all energy, biogas (renewable) represented 70,5%, electricity 16,7%, and heating 12,8%.	p.50 https://company.marimekko.com/wp-content/uploads/2021/06/Marimekko_Sustainability_review_2020_EN.pdf
3	Is all the electricity used by the brand (company) generated from renewable resources, such as wind or solar energy or EKOenergy hydropower?	?	See remark Climate Q2.	
4	Has the brand (owner) disclosed the annual absolute climate footprint of its supply chain that is 'beyond own operations'?	?	Marimekko has not published the climate footprint of its supply chain (Scope 3).	p.39 https://company.marimekko.com/wp-content/uploads/2021/06/Marimekko_Sustainability_review_2020_EN.pdf
5	Has the brand (owner) accomplished a reduction of this annual absolute climate footprint 'beyond own operations' compared to the result of the previous reporting year?	?	See remark Climate Q4.	
6	Has the brand (owner) set a target to make at least its own operations fully climate neutral by 2030, and is the brand on track to achieve this target?	Yes	Marimekko reports to be carbon neutral regarding its own operations, by using renewable energy, reducing and compensating its greenhouse gas emissions.	p.13 https://company.marimekko.com/wp-content/uploads/2021/06/Marimekko_Sustainability_review_2020_EN.pdf
Environment				
1	Does the brand (company) use environmentally 'preferred' raw materials for more than 25% of its volume?	?	In 2020, 3% of Marimekko's entire collection was made of recycled materials.	p.18 https://company.marimekko.com/wp-content/uploads/2021/06/Marimekko_Sustainability_review_2020_EN.pdf
2	Does the brand (company) use environmentally 'preferred' raw materials for more than 50% of its volume?	?	See remark Environment Q1.	
3	Does the brand (company) use environmentally 'preferred' raw materials for more than 90% of its volume?	?	See remark Environment Q1.	

4	Does the brand (company) use recycled raw materials for more than 25% of its volume?	?	See remark Environment Q1.	
5	Does the brand (company) use recycled raw materials for more than 90% of its volume?	?	See remark Environment Q1.	
6	Is there a policy for the brand (company) to eliminate all hazardous chemicals from the whole lifecycle and all production procedures to make the apparel?	Yes	Marimekko implements several measures to limit the use of hazardous chemicals and reports that PFC compounds and PVC are not used in Marimekko products. Marimekko publishes a Restricted Substances List (RSL) and produces 57% of its products in Low Risk Countries.	p.36 https://company.marimekko.com/wp-content/uploads/2021/06/Marimekko_Sustainability_review_2020_EN.pdf
7	Has the brand (company) eliminated at least one suspect chemical group, such as Phthalates or Per fluorinated chemicals from its entire garment production?	Yes	Marimekko communicates that perfluorinated compound (PFC) has been successfully eliminated from the production of all its garments, effective 7/2019.	p.36 https://company.marimekko.com/wp-content/uploads/2021/06/Marimekko_Sustainability_review_2020_EN.pdf
8	Has the brand (company) eliminated at least three suspect chemical group, such as Phthalates or Per fluorinated chemicals from its entire garment production?	?	Marimekko communicates it has principles for chemical management and a Restricted Substances List (RSL), but does not report whether at least three suspect chemical groups, such as phthalates or azo dye can be considered as fully eliminated from its entire production chain.	p.36 https://company.marimekko.com/wp-content/uploads/2021/06/Marimekko_Sustainability_review_2020_EN.pdf
9	Does the brand (owner) report what percentage of its shipping packaging and carrier are renewable or made from recycled materials, and does the brand implement best practices or concrete policies which have reduced the environmental impact of their packaging materials?	Yes	Marimekko has phased out plastic bags in 2016 and replaced them with FSC certified paper bags and has reduced the use of plastic in its warehouse.	p.32 https://company.marimekko.com/wp-content/uploads/2018/07/MM_SUSTAINABILITY_2017_EN_final.pdf p.16 https://company.marimekko.com/wp-content/uploads/2020/06/mm_sustainability_2019_FINAL.pdf p. 16 https://company.marimekko.com/wp-content/uploads/2021/06/Marimekko_Sustainability_review_2020_EN.pdf
10	Does the brand (owner) publish its absolute waste materials footprint and implement concrete policies to minimize waste, by reducing, re-using and recycling, thereby decreasing its waste footprint compared to the previous reporting year?	Yes	Marimekko discloses a waste footprint of 82 tons of waste in Herttoniemi printing factory and head office and has decreased the waste generation by 17%. Of that amount, 96% was utilized as recycled material and in energy generation.	p.38 https://company.marimekko.com/wp-content/uploads/2021/06/Marimekko_Sustainability_review_2020_EN.pdf
11	Does the brand promote "slow fashion" and re-use of garments? Choose all that apply	1 point	Marimekko promotes slow fashion and reuse of garments by some measures.	
a	Extended customer guarantee	?	Marimekko does not communicate offering guarantee for products.	
b	Repair and maintenance services	?	Marimekko does not communicate offering repair or maintenance services.	

c	Take back and second hand services	?	Marimekko does not communicate taking back their clothes or selling them as second hand.	
d	Maintenance and repair instructions for longer lifecycle.	Yes	Marimekko offers maintenance or repair instructions.	https://company.marimekko.com/en/sustainability/products/ https://www.marimekko.com/fi_fi/vastuullisuus/hoito-opas
e	Opening up the price structure of an exemplary product.	?	Marimekko does not open price structures.	
f	Product specific clothing size charts are available.	Yes	Marimekko has specific clothing size charts for all products.	https://www.marimekko.com/fi_fi/vaatteet/kaikki-tuotteet/polkujen-unikko-neulepaita-luonnonvalkoinen-beige-090278-018
Labor conditions / Human rights				
1	Does the brand (owner) have a policy to make sure there is a proper grievance mechanism in place for factory workers and are at least 25% of workers informed about their rights regarding this mechanism (e.g. through training)?	Yes	In 2020, 57% of Marimekko production volume was made in Finland, Estonia, Lithuania, Portugal and Sweden, which are low risk countries in terms of labour conditions. In addition, 17% of Marimekko's risk-country suppliers have overall rating A in amfori BSCI system. If amfori A rated suppliers and SA8000 certified suppliers are taken into account, the share is 28%.	https://company.marimekko.com/en/sustainability/manufacturing/
2	Does the brand (owner) have a published list of direct suppliers, that have collectively contributed to more than 90% of the purchase volume?	Yes	Marimekko has published a list of direct suppliers that cover 98% of its total production, effective May 2020.	https://company.marimekko.com/en/sustainability/manufacturing/
3	Is this supplier list specific (Transparency Pledge)? The full name of all authorized production units and processing facilities. The site addresses. The parent company of the business at the site. Type of products made. Worker numbers at each site.	Yes	Marimekko has published a specific supplier list aligned with the Transparency Pledge.	https://company.marimekko.com/en/sustainability/manufacturing/
4	Is the list of direct suppliers extended with suppliers further down the supply chain, with a minimum of 40% more in number compared to the direct suppliers?	?	See remark Labour Q3.	
5	Does the brand purchase at least 25% from certified manufacturers with improved labor conditions?	Yes	In 2020, 57% of Marimekko production volume was made in Finland, Estonia, Lithuania, Portugal and Sweden, which are low risk countries in terms of labour conditions. In addition, it communicates that 72% where either non risk country purchases, SA8000 or BSCI result A audited.	https://company.marimekko.com/en/sustainability/manufacturing/
6	Does the brand purchase at least 50% from certified manufacturers with improved labor conditions?	Yes	See remark Labour Q5.	

7	Does the brand purchase over 70% from certified manufacturers with improved labor conditions?	Yes	72% of Marimekko's purchasing volume in 2020 came from low risk country suppliers and risk country suppliers with either amfori BSCI A rating or SA8000 certification.	
8	Does the brand (owner) annually report on the results of its labor conditions policy for the semi-finished products such as yarns, fabrics and leather, including a reasonable overview of number and region of workplaces covered by the policy in relation to the total production volume?	?	Marimekko does not publicly report clear results of measures implemented to improve labour conditions at its manufacturers for semi-finished products.	
9	Does the brand (owner) publicly commit to a living wage benchmark with defined wages per production region or factory?	?	Marimekko reports that it is committed to advancing living wages for workers in its supply chain but has not published any eligible commitment to a living wage benchmark.	p. 28 https://company.marimekko.com/wp-content/uploads/2021/06/Marimekko_Sustainability_review_2020_EN.pdf
10	Does the brand (owner) set a target to establish the payment of living wages at its apparel manufacturers, and is the brand on track to achieve this target?	?	Marimekko reports that it is committed to advancing living wages for workers in its supply chain, but does not provide concrete information about measures implemented to establish the payment of living wages.	p. 28 https://company.marimekko.com/wp-content/uploads/2021/06/Marimekko_Sustainability_review_2020_EN.pdf
11	Does the brand (owner) adhere to buying practices that enable living wages and good labour conditions, such as long term relations with factories, and concentrating production at limited number of factories?	Yes	According to Marimekko's supplier list, 69% (59/86) of the business relationships have lasted at least 5 years.	https://company.marimekko.com/en/sustainability/manufacturing/

Result: D (5-9) 6 out of 29

	Climate/ Carbon Emissions	Answer	Remark	Hyperlink
1	Has the brand (owner) disclosed the annual absolute climate footprint of its 'own operations', and has it accomplished an overall absolute climate footprint reduction compared to the result of the previous reporting year?	Yes	Kesko Oyj publishes the climate footprint of its own operations for 2019 and 2020, and has reduced its absolute climate footprint from 120 000 tons of CO ₂ e to 89 012 tons of CO ₂ e.	p. 40 https://www.kesko.fi/globalassets/03-sijoittaja/raporttikeskus/2021/q1/kesko_annual_report_2020_sustainability.pdf#page=40
2	Is at least 50% of the electricity used by the brand (company) generated from renewable resources, such as wind or solar energy or EKOenergy hydropower?	?	Kesko reports that in 2020 it purchased 552 GWh of Renewable Energy Guarantees of Origin (REGO). This renewable electricity was produced in the Nordic countries; 78% of it was produced by hydroelectric power and 22% by bioenergy. However the brand does not provide specific information on the origin of the hydroelectric power or environmental criteria used in its production (fish migration, water flow and river habitats) or the source of bioenergy supply.	p. 37 https://www.kesko.fi/globalassets/03-sijoittaja/raporttikeskus/2021/q1/kesko_annual_report_2020_sustainability.pdf#page=40
3	Is all the electricity used by the brand (company) generated from renewable resources, such as wind or solar energy or EKOenergy hydropower?	?	See remark Climate Q2.	
4	Has the brand (owner) disclosed the annual absolute climate footprint of its supply chain that is 'beyond own operations'?	Yes	Kesko Oyj publishes the climate footprint of its supply chain for 2020, reporting an emissions figure of 7 737 000 tons of CO ₂ .	p. 41 https://www.kesko.fi/globalassets/03-sijoittaja/raporttikeskus/2021/q1/kesko_annual_report_2020_sustainability.pdf#page=40
5	Has the brand (owner) accomplished a reduction of this annual absolute climate footprint 'beyond own operations' compared to the result of the previous reporting year?	Yes	Kesko Oyj publishes the climate footprint of its supply chain for 2019 and 2020, and has reduced the absolute climate footprint from 8 019 000 tons of CO ₂ e to 7 737 000 tons of CO ₂ e.	p. 41 https://www.kesko.fi/globalassets/03-sijoittaja/raporttikeskus/2021/q1/kesko_annual_report_2020_sustainability.pdf#page=40
6	Has the brand (owner) set a target to make at least its own operations fully climate neutral by 2030, and is the brand on track to achieve this target?	Yes	Kesko aims to achieve climate neutrality by 2025 and make its own operations emission-free by 2030 by reducing and/or compensating. However Kesko does not provide a clear plan with annual cuts and carbon offsets are not concrete with regard to type, additionality, numbers and / or projects, leakage, tracking progress, etc.	p. 22 https://www.kesko.fi/globalassets/03-sijoittaja/raporttikeskus/2021/q1/kesko_annual_report_2020_sustainability.pdf#page=40
	Environment			
1	Does the brand (company) use environmentally 'preferred' raw materials for more than 25% of its volume?	?	Kesko communicates its policy to source all cotton from more responsible sources by 2025 but does not report concrete results on the use of environmentally preferred raw materials, such as organic cotton or recycled polyester.	p. 19 https://www.kesko.fi/globalassets/03-sijoittaja/raporttikeskus/2021/q1/kesko_annual_report_2020_sustainability.pdf#page=40

2	Does the brand (company) use environmentally 'preferred' raw materials for more than 50% of its volume?	?	See remark Environment Q1.	
3	Does the brand (company) use environmentally 'preferred' raw materials for more than 90% of its volume?	?	See remark Environment Q1.	
4	Does the brand (company) use recycled raw materials for more than 25% of its volume?	?	See remark Environment Q1.	
5	Does the brand (company) use recycled raw materials for more than 90% of its volume?	?	See remark Environment Q1.	
6	Is there a policy for the brand (company) to eliminate all hazardous chemicals from the whole lifecycle and all production procedures to make the apparel?	?	Kesko mentions its own policy on chemicals which is reported to be stricter than the EU REACH regulation and entirely ban the use of chromium VI in tanning leather, but does not provide a complete MRSL nor report on annual progress report.	
7	Has the brand (company) eliminated at least one suspect chemical group, such as Phthalates or Per fluorinated chemicals from its entire garment production?	?	See remark Environment Q6.	
8	Has the brand (company) eliminated at least three suspect chemical group, such as Phthalates or Per fluorinated chemicals from its entire garment production?	?	See remark Environment Q6.	
9	Does the brand (owner) report what percentage of its shipping packaging and carrier are renewable or made from recycled materials, and does the brand implement best practices or concrete policies which have reduced the environmental impact of their packaging materials?	?	Kesko does not report the percentage of recycled materials used for its consumer packaging, nor any annual reductions or best practices regarding its packaging materials.	
10	Does the brand (owner) publish its absolute waste materials footprint and implement concrete policies to minimize waste, by reducing, re-using and recycling, thereby decreasing its waste footprint compared to the previous reporting year?	?	Kesko has published its absolute waste footprint without specifying waste groups and mentions it is active in waste separation and recycling. Kesko reports it has decreased food waste by 13 % and it is signatory to The New Plastics Economy Global Commitment but does not specify its goal or progress.	p. 52 https://www.kesko.fi/globalassets/03-sijoittaja/raporttikeskus/2021/q1/kesko_annual_report_2020_sustainability.pdf#page=40
11	Does the brand promote "slow fashion" and re-use of garments? Choose all that apply	0 points	Kesko does not provide services or product information showing the brand promotes slow fashion.	
a	Extended customer guarantee	?	Kesko does not communicate offering a guarantee for products.	
b	Repair and maintenance services	?	Kesko does not communicate offering repair or maintenance services.	
c	Take back and second hand services	?	Kesko does not communicate taking back their clothes or selling them as second hand.	

d	Maintenance and repair instructions for longer lifecycle.	?	Kesko does not offers maintenance or repair instructions.	
e	Opening up the price structure of an exemplary product.	?	Kesko does not open price structures.	
f	Product specific clothing size charts are available.	?	Kesko does not have specific clothing size charts for products.	https://www.k-ruoka.fi/kauppa/tuotehaku/vaatteet-ja-asusteet
Labor conditions / Human rights				
1	Does the brand (owner) have a policy to make sure there is a proper grievance mechanism in place for factory workers and are at least 25% of workers informed about their rights regarding this mechanism (e.g. through training)?	?	Kesko is a member of BSCI, which provides a grievance mechanism, but does not provide progress report or data on worker trainings on the use of the grievance mechanism.	p. 80 https://www.kesko.fi/globalassets/03-sijoittaja/raporttikeskus/2021/q1/kesko_annual_report_2020_sustainability.pdf#page=40
2	Does the brand (owner) have a published list of direct suppliers, that have collectively contributed to more than 90% of the purchase volume?	Yes	Kesko Oy has published a list of Tier 1 suppliers that are likely to cover 90% of its total production, effective 26.8.2020, including full addresses.	https://www.google.com/url?sa=t&rct=j&q=&esrc=s&source=web&cd=&ved=2a-hUKEwiM1vfcvOrzAh-VvplsKHUK4B-1AQFnoECBQQA-Q&url=https%3A%2F%2Fwww.kesko.fi%2Fglobalassets%2Fpdf-tiedostot%2Fmy-wear-tehdaslista-260820.pdf&usg=AOvVaw3FHJRf-CY36G9VIBhuLWJVT
3	Is this supplier list specific (Transparency Pledge)? The full name of all authorized production units and processing facilities. The site addresses. The parent company of the business at the site. Type of products made. Worker numbers at each site.	Yes	Kesko Oy has published a specific supplier list aligned with the Transparency Pledge.	
4	Is the list of direct suppliers extended with suppliers further down the supply chain, with a minimum of 40% more in number compared to the direct suppliers?	?	See remark Labour Q2.	
5	Does the brand purchase at least 25% from certified manufacturers with improved labor conditions?	?	Kesko is a member of amfori BSCI and publishes overall results on BSCI audits. However it remains unclear if at least 25% of MyWear suppliers have audit result A.	p. 27 and 81 https://www.kesko.fi/globalassets/03-sijoittaja/raporttikeskus/2021/q1/kesko_annual_report_2020_sustainability.pdf#page=40
6	Does the brand purchase at least 50% from certified manufacturers with improved labor conditions?	?	See remark Labour Q5.	
7	Does the brand purchase over 70% from certified manufacturers with improved labor conditions?	?	See remark Labour Q5.	

8	Does the brand (owner) annually report on the results of its labor conditions policy for the semi-finished products such as yarns, fabrics and leather, including a reasonable overview of number and region of workplaces covered by the policy in relation to the total production volume?	?	Kesko does not publicly report clear results of the implemented measures to improve labour conditions at its fabric manufacturers	
9	Does the brand (owner) publicly commit to a living wage benchmark with defined wages per production region or factory?	?	Kesko does not provide concrete information about implemented measures to establish the payment of living wages at its apparel manufacturers.	
10	Does the brand (owner) set a target to establish the payment of living wages at its apparel manufacturers, and is the brand on track to achieve this target?	?	See remark Labour Q9.	
11	Does the brand (owner) adhere to buying practices that enable living wages and good labour conditions, such as long term relations with factories, and concentrating production at limited number of factories?	?	Kesko does not report on the duration of business relationships with suppliers, nor on a strategy to concentrate production at a limited number of suppliers.	

Result: D (5-9) 5 out of 29

	Climate/ Carbon Emissions	Answer	Remark	Hyperlink
1	Has the brand (owner) disclosed the annual absolute climate footprint of its 'own operations', and has it accomplished an overall absolute climate footprint reduction compared to the result of the previous reporting year?	?	Nanso Group does not publish the climate footprint of its own operations.	p.6 https://cdn.shopify.com/s/files/1/0067/8232/0711/files/vastuullisuus-raportti_nanso_2019-final.pdf?v=1585725685
2	Is at least 50% of the electricity used by the brand (company) generated from renewable resources, such as wind or solar energy or EKOenergy hydropower?	?	Nanso reports it is using 100% hydroenergy in 2020. However the brand does not provide specific information on the origin of the hydroelectric power or environmental criteria used in its production (fish migration, water flow and river habitats).	p.6 https://cdn.shopify.com/s/files/1/0067/8232/0711/files/vastuullisuus-raportti-2020-nanso-group.pdf?v=1633002350
3	Is all the electricity used by the brand (company) generated from renewable resources, such as wind or solar energy or EKOenergy hydropower?	?	See remark Climate Q2.	
4	Has the brand (owner) disclosed the annual absolute climate footprint of its supply chain that is 'beyond own operations'?	Yes	Nanso Group has published a climate footprint of 2 530 tonnes CO2 for its supply chain.	
5	Has the brand (owner) accomplished a reduction of this annual absolute climate footprint 'beyond own operations' compared to the result of the previous reporting year?	?	See remark Climate Q4.	
6	Has the brand (owner) set a target to make at least its own operations fully climate neutral by 2030, and is the brand on track to achieve this target?	?	See remark Climate Q4.	
	Environment			
1	Does the brand (company) use environmentally 'preferred' raw materials for more than 25% of its volume?	?	Nanso Group reports that 21% of its products are made using environmentally preferred materials, such as organic cotton, recycled polyester, lyocell and rayon (at least 50% or more in a piece of garment).	p.8 https://cdn.shopify.com/s/files/1/0067/8232/0711/files/vastuullisuus-raportti_nanso_2019-final.pdf?v=1585725685
2	Does the brand (company) use environmentally 'preferred' raw materials for more than 50% of its volume?	?	See remark Environment Q1.	
3	Does the brand (company) use environmentally 'preferred' raw materials for more than 90% of its volume?	?	See remark Environment Q1.	
4	Does the brand (company) use recycled raw materials for more than 25% of its volume?	?	See remark Environment Q1.	

5	Does the brand (company) use recycled raw materials for more than 90% of its volume?	?	See remark Environment Q1.	
6	Is there a policy for the brand (company) to eliminate all hazardous chemicals from the whole lifecycle and all production procedures to make the apparel?	?	Nanso Group does not provide information on its policies to eliminate hazardous chemicals.	https://nanso.com/pages/materiaalitietoa
7	Has the brand (company) eliminated at least one suspect chemical group, such as Phthalates or Per fluorinated chemicals from its entire garment production?	?	See remark Environment Q6.	
8	Has the brand (company) eliminated at least three suspect chemical group, such as Phthalates or Per fluorinated chemicals from its entire garment production?	?	See remark Environment Q6.	
9	Does the brand (owner) report what percentage of its shipping packaging and carrier are renewable or made from recycled materials, and does the brand implement best practices or concrete policies which have reduced the environmental impact of their packaging materials?	?	Nanso does not report the percentage of recycled materials used in its consumer packaging, nor any annual reductions or best practices regarding packaging materials.	p.7 https://cdn.shopify.com/s/files/1/0067/8232/0711/files/vastuullisuus-raportti_nanso_2019-final.pdf?v=1585725685
10	Does the brand (owner) publish its absolute waste materials footprint and implement concrete policies to minimize waste, by reducing, re-using and recycling, thereby decreasing its waste footprint compared to the previous reporting year?	?	Nanso Group does not communicate any information about its waste reduction policies.	p.7 https://cdn.shopify.com/s/files/1/0067/8232/0711/files/vastuullisuus-raportti_nanso_2019-final.pdf?v=1585725685
11	Does the brand promote "slow fashion" and re-use of garments? Choose all that apply	1 point	Nanso promotes slow fashion and reuse of garments by some measures.	
a	Extended customer guarantee	?	Nanso does not communicate offering a guarantee for products.	
b	Repair and maintenance services	?	Nanso does not communicate offering repair or maintenance services.	
c	Take back and second hand services	?	Nanso cooperates with a second hand store Emmy. However the information is not available on Nanso website front page/ webstore.	
d	Maintenance and repair instructions for longer lifecycle.	Yes	Nanso offers maintenance or repair instructions.	https://nanso.com/pages/hoito-ohjeet
e	Opening up the price structure of an exemplary product.	?	Nanso does not open price structures.	
f	Product specific clothing size charts are available.	Yes	Nanso has size charts and clothing size guide.	https://nanso.com/collections/kaikki/products/pop-musta

Labor conditions / Human rights				
1	Does the brand (owner) have a policy to make sure there is a proper grievance mechanism in place for factory workers and are at least 25% of workers informed about their rights regarding this mechanism (e.g. through training)?	?	Nanso Group is a member of BSCI which requires a complaints mechanism in factories but does not report on grievance mechanism.	https://nanso.com/pages/valmistus
2	Does the brand (owner) have a published list of direct suppliers, that have collectively contributed to more than 90% of the purchase volume?	Yes	Nanso Group has published a list of direct and indirect suppliers (Tier 1 and 2) that are likely to cover 90% of its total production volume. The list includes the full addresses of each factory.	https://nanso.com/pages/valmistus
3	Is this supplier list specific (Transparency Pledge)? The full name of all authorized production units and processing facilities. The site addresses. The parent company of the business at the site. Type of products made. Worker numbers at each site.	Yes	See remark Labour Q2.	
4	Is the list of direct suppliers extended with suppliers further down the supply chain, with a minimum of 40% more in number compared to the direct suppliers?	Yes	See remark Labour Q2.	
5	Does the brand purchase at least 25% from certified manufacturers with improved labor conditions?	?	Nanso is a member of amfori BSCI and publishes overall results on BSCI audits. However it remains unclear if at least 25% of Nanso suppliers have audit result A.	https://nanso.com/pages/valmistus
6	Does the brand purchase at least 50% from certified manufacturers with improved labor conditions?	?	See remark Labour Q5.	
7	Does the brand purchase over 70% from certified manufacturers with improved labor conditions?	?	See remark Labour Q5.	
8	Does the brand (owner) annually report on the results of its labor conditions policy for the semi-finished products such as yarns, fabrics and leather, including a reasonable overview of number and region of workplaces covered by the policy in relation to the total production volume?	?	Nanso Group does not publicly report clear results of its measures implemented to improve labor conditions at its fabric manufacturers.	https://nanso.com/pages/valmistus
9	Does the brand (owner) publicly commit to a living wage benchmark with defined wages per production region or factory?	?	Nanso Group has not published any commitment to a living wage benchmark.	https://nanso.com/pages/valmistus
10	Does the brand (owner) set a target to establish the payment of living wages at its apparel manufacturers, and is the brand on track to achieve this target?	?	See remark Labour Q9.	
11	Does the brand (owner) adhere to buying practices that enable living wages and good labour conditions, such as long term relations with factories, and concentrating production at limited number of factories?	?	Nanso does not report on strategy to concentrate production at a limited number of factories. Nanso reports the duration of business with suppliers on the suppliers list (6/14 Tier 1 suppliers cooperation has started 2016 or earlier).	https://nanso.com/pages/valmistus

Result: D (5-9) 7 out of 29

	Climate/ Carbon Emissions	Answer	Remark	Hyperlink
1	Has the brand (owner) disclosed the annual absolute climate footprint of its 'own operations', and has it accomplished an overall absolute climate footprint reduction compared to the result of the previous reporting year?	Yes	Stockmann Oyj publishes the climate footprint of its own operations for 2019 and year 2020, and has reduced the absolute climate footprint of own operations from 35 000 tons of CO2e to 25 000 tons of CO2e between 2019-2020.	(p.27) http://vuosi2020.stockmanngroup.com/pdf/Stockmann_yhteiskuntavastuu_2020.pdf
2	Is at least 50% of the electricity used by the brand (company) generated from renewable resources, such as wind or solar energy or EKOenergy hydropower?	?	Stockmann Oyj reports an increase in the use of renewable energy, but is neither clear about the total percentage share nor about the sources of supply.	(p.26) http://vuosi2020.stockmanngroup.com/pdf/Stockmann_yhteiskuntavastuu_2020.pdf
3	Is all the electricity used by the brand (company) generated from renewable resources, such as wind or solar energy or EKOenergy hydropower?	?	See remark for Climate Q2.	
4	Has the brand (owner) disclosed the annual absolute climate footprint of its supply chain that is 'beyond own operations'?	?	Stockmann Oyj publishes its Scope 3 emissions. However these calculations do not include climate footprint of the supply chain.	(p. 24) http://vuosi2019.stockmanngroup.com/pdf/Stockmann_yhteiskuntavastuu_2019.pdf
5	Has the brand (owner) accomplished a reduction of this annual absolute climate footprint 'beyond own operations' compared to the result of the previous reporting year?	?	See remark for Climate Q1.	(p. 27) http://vuosi2019.stockmanngroup.com/pdf/Stockmann_yhteiskuntavastuu_2019.pdf
6	Has the brand (owner) set a target to make at least its own operations fully climate neutral by 2030, and is the brand on track to achieve this target?	?	Stockmann Oyj mentions it has a target to reduce its absolute climate footprint and target to make its brand, Lindex, fully climate neutral by the end of year 2023. This is a target for one brand of Stockmann Oyj and it does not cover the whole company.	(p. 27) http://vuosi2019.stockmanngroup.com/pdf/Stockmann_yhteiskuntavastuu_2019.pdf
	Environment			
1	Does the brand (company) use environmentally 'preferred' raw materials for more than 25% of its volume?	Yes	Stockmann Oy communicates that 44% of Noom's entire collection was made of organic cotton.	https://www.stockmanngroup.com/fi/vastuulliset-valikoimat
2	Does the brand (company) use environmentally 'preferred' raw materials for more than 50% of its volume?	?	See remark Environment Q1.	(p. 19) http://vuosi2020.stockmanngroup.com/pdf/Stockmann_yhteiskuntavastuu_2020.pdf
3	Does the brand (company) use environmentally 'preferred' raw materials for more than 90% of its volume?	?	See remark Environment Q1.	
4	Does the brand (company) use recycled raw materials for more than 25% of its volume?	?	See remark Environment Q1.	

5	Does the brand (company) use recycled raw materials for more than 90% of its volume?	?	See remark Environment Q1.	
6	Is there a policy for the brand (company) to eliminate all hazardous chemicals from the whole lifecycle and all production procedures to make the apparel?	?	Stockmann Oy refers to REACH legislation. This is not a sufficient policy to target chemical pollution in the production chain.	(p. 19) http://vuosi2019.stockmanngroup.com/pdf/Stockmann_yhteiskuntavastuu_2019.pdf
7	Has the brand (company) eliminated at least one suspect chemical group, such as Phthalates or Per fluorinated chemicals from its entire garment production?	?	Stockmann Oy communicates that PFC has been successfully eliminated from the production of all its garments, effective 2014. Stockmann Oy also reports that its brand, Lindex, has a strategy to eliminate all hazardous chemicals from whole supply chain by the end of the 2025 and it has published its MRSL, but does not communicate same kind of information for NOOM.	(p. 19) http://vuosi2019.stockmanngroup.com/pdf/Stockmann_yhteiskuntavastuu_2019.pdf
8	Has the brand (company) eliminated at least three suspect chemical group, such as Phthalates or Per fluorinated chemicals from its entire garment production?	?	See remark Environment Q7.	
9	Does the brand (owner) report what percentage of its shipping packaging and carrier are renewable or made from recycled materials, and does the brand implement best practices or concrete policies which have reduced the environmental impact of their packaging materials?	Yes	Stockmann Oy has reduced the use of plastic as a packaging material for online store deliveries by 37% by replacing plastic security bags with security seal and replacing the shipping bags. In addition Stockmann uses FSC-certified fibre packaging.	(p. 25 ja 28) http://vuosi2020.stockmanngroup.com/pdf/Stockmann_yhteiskuntavastuu_2020.pdf
10	Does the brand (owner) publish its absolute waste materials footprint and implement concrete policies to minimize waste, by reducing, re-using and recycling, thereby decreasing its waste footprint compared to the previous reporting year?	Yes	Stockmann reports the annual waste by type, weight and way of disposal and has reduced its annual absolute waste footprint in Finland in 2020 (1 961 tonnes) compared to 2019 (2 787 tonnes).	(p. 29) http://vuosi2020.stockmanngroup.com/pdf/Stockmann_yhteiskuntavastuu_2020.pdf , BCI not counted
11	Does the brand promote "slow fashion" and re-use of garments? Choose all that apply	1 point	Stockmann promotes slow fashion and reuse of garments by some measures.	
a	Extended customer guarantee	?	Stockmann Oy does not communicate offering a guarantee for products.	
b	Repair and maintenance services	Yes	Stockmann Oy communicates offering altering services.	https://info.stockmann.com/palvelut/ompelupalvelu/
c	Take back and second hand services	?	Stockmann Oy does not communicate taking back their clothes or selling them as second hand.	http://www.stockmanngroup.com/fi/tiedotteet/-/stock/showDisclosure/636279/Second%2Bhand%2Bsuosikki%2BRelove%2Bavautuu%2BHelsingin%2Bkeskustan%2BStockmann-tavarataloon
d	Maintenance and repair instructions for longer lifecycle.	?	Stockmann Oy does not offer maintenance or repair instructions.	
e	Opening up the price structure of an exemplary product.	?	Stockmann Oy does not open price structures.	

f	Product specific clothing size charts are available.	Yes	Stockmann Oy has specific clothing size charts for products.	https://www.stockmann.com/noom-reeta-tikat-tu-takki/11671056340-1.html
Labor conditions / Human rights				
1	Does the brand (owner) have a policy to make sure there is a proper grievance mechanism in place for factory workers and are at least 25% of workers informed about their rights regarding this mechanism (e.g. through training)?	?	Stockmann Oy has a grievance mechanism (whistleblowing channel). Stockmann Oy reports that at the end of 2019, 70% of Finnish staff and 71% of Latvian staff were trained on the Code of Conduct and grievance mechanism. It is unclear whether workers of Stockmann Oy's suppliers have been informed and educated about the grievance mechanism.	(p. 41) http://vuosi2020.stockmanngroup.com/pdf/Stockmann_yhteiskuntavastuu_2020.pdf , BCI not counted
2	Does the brand (owner) have a published list of direct suppliers, that have collectively contributed to more than 90% of the purchase volume?	Yes	Stockmann Oy has published a list of direct suppliers that is likely to cover 90% of its total production, effective in the spring 2021, including the full addresses.	http://www.stockmanngroup.com/fi/toimittaja-ja-tehdaslista
3	Is this supplier list specific (Transparency Pledge)? The full name of all authorized production units and processing facilities. The site addresses. The parent company of the business at the site. Type of products made. Worker numbers at each site.	Yes	List of direct supplies does not include type of products made and worker numbers at each site.	http://www.stockmanngroup.com/en/buying-practices
4	Is the list of direct suppliers extended with suppliers further down the supply chain, with a minimum of 40% more in number compared to the direct suppliers?	?	Stockmann Oy's list of direct suppliers and CSR report 2021 does not give any information about suppliers further down the supply chain.	http://www.stockmanngroup.com/fi/toimittaja-ja-tehdaslista ; (p.19-20) http://vuosi2019.stockmanngroup.com/pdf/Stockmann_yhteiskuntavastuu_2019.pdf
5	Does the brand purchase at least 25% from certified manufacturers with improved labor conditions?	?	Stockmann Oy is a member of amfori BSCI and publishes overall results on BSCI audits. 9% of suppliers had an audit result A in 2020. Additionally Stockmann Oy reports on 2 SA8000 audits.	(p. 22) http://vuosi2020.stockmanngroup.com/pdf/Stockmann_yhteiskuntavastuu_2020.pdf , BCI not counted
6	Does the brand purchase at least 50% from certified manufacturers with improved labor conditions?	?	See remark for Labour Q5.	
7	Does the brand purchase over 70% from certified manufacturers with improved labor conditions?	?	See remark for Labour Q5.	
8	Does the brand (owner) annually report on the results of its labor conditions policy for the semi-finished products such as yarns, fabrics and leather, including a reasonable overview of number and region of workplaces covered by the policy in relation to the total production volume?	?	Stockmann Oy does not publicly report clear results of measures implemented to improve labor conditions at its fabric manufacturers.	
9	Does the brand (owner) publicly commit to a living wage benchmark with defined wages per production region or factory?	?	Stockmann does not provide concrete information about implemented measures to establish the payment of living wages at its apparel manufacturers.	(p. 20) http://vuosi2020.stockmanngroup.com/pdf/Stockmann_yhteiskuntavastuu_2020.pdf

10	Does the brand (owner) set a target to establish the payment of living wages at its apparel manufacturers, and is the brand on track to achieve this target?	?	See remark for Labour Q9.	
11	Does the brand (owner) adhere to buying practices that enable living wages and good labour conditions, such as long term relations with factories, and concentrating production at limited number of factories?	?	Stockmann Oy does not report on the exact duration of business relationships with suppliers, even though it mentions the aim to concentrate production at as limited number of suppliers as possible.	http://www.stockmanngroup.com/fi/toimittaja-ja-tehdaslista (p.19-20) http://vuosi2019.stockmanngroup.com/pdf/Stockmann_yhteiskuntavastuu_2019.pdf

Result: B (15-19) 18 out of 29

	Climate/ Carbon Emissions	Answer	Remark	Hyperlink
1	Has the brand (owner) disclosed the annual absolute climate footprint of its 'own operations', and has it accomplished an overall absolute climate footprint reduction compared to the result of the previous reporting year?	?	Nosh has set a goal to calculate its carbon footprint by 2023.	https://nosh.fi/page/683/
2	Is at least 50% of the electricity used by the brand (company) generated from renewable resources, such as wind or solar energy or EKOenergy hydropower?	Yes	Nosh reports that 100% of electricity used in its own premises is of renewable energy (85% wind, which is eligible).	https://nosh.fi/page/673/nain-nosh-katsoo-maailmaa
3	Is all the electricity used by the brand (company) generated from renewable resources, such as wind or solar energy or EKOenergy hydropower?	?	See remark for Climate Q2.	
4	Has the brand (owner) disclosed the annual absolute climate footprint of its supply chain that is 'beyond own operations'?	?	See remark for Climate Q1.	
5	Has the brand (owner) accomplished a reduction of this annual absolute climate footprint 'beyond own operations' compared to the result of the previous reporting year?	?	See remark for Climate Q4.	
6	Has the brand (owner) set a target to make at least its own operations fully climate neutral by 2030, and is the brand on track to achieve this target?	?	See remark for Climate Q1.	
	Environment			
1	Does the brand (company) use environmentally 'preferred' raw materials for more than 25% of its volume?	Yes	In 2020, 95% of Nosh's entire collection was made of more sustainable raw materials, GOTS certified organic cotton and recycled polyester.	https://nosh.fi/page/670/materialit
2	Does the brand (company) use environmentally 'preferred' raw materials for more than 50% of its volume?	Yes	See remark Environment Q1.	
3	Does the brand (company) use environmentally 'preferred' raw materials for more than 90% of its volume?	Yes	See remark Environment Q1.	
4	Does the brand (company) use recycled raw materials for more than 25% of its volume?	?	In 2020, 7% of Nosh's entire collection was made of recycled materials	https://nosh.fi/page/670/materialit
5	Does the brand (company) use recycled raw materials for more than 90% of its volume?	?	See remark Environment Q4.	

6	Is there a policy for the brand (company) to eliminate all hazardous chemicals from the whole lifecycle and all production procedures to make the apparel?	Yes	Nosh collection is produced by GOTS certified suppliers. This means that more than one chemical group is successfully eliminated from the production of all its garments.	https://nosh.fi/page/679/yhteistyokumppanimme-sertifikaatit
7	Has the brand (company) eliminated at least one suspect chemical group, such as Phthalates or Per fluorinated chemicals from its entire garment production?	Yes	See remark for Environment Q6.	
8	Has the brand (company) eliminated at least three suspect chemical group, such as Phthalates or Per fluorinated chemicals from its entire garment production?	Yes	See remark for Environment Q6.	
9	Does the brand (owner) report what percentage of its shipping packaging and carrier are renewable or made from recycled materials, and does the brand implement best practices or concrete policies which have reduced the environmental impact of their packaging materials?	Yes	Nosh reports that it reuses 95% of packaging materials. In addition the brand breaks down its packaging materials by whether they are recycled/ bio based and reports on best practices (bio based plastic bags and FSC certified cardboard boxes).	https://nosh.fi/page/672/pakkaamme-ja-kuljetamme-ymparistoystavallisesti
10	Does the brand (owner) publish its absolute waste materials footprint and implement concrete policies to minimize waste, by reducing, re-using and recycling, thereby decreasing its waste footprint compared to the previous reporting year?	?	Nosh publishes its waste material footprint. It has increased from previous reporting year.	https://nosh.fi/page/672/pakkaamme-ja-kuljetamme-ymparistoystavallisesti
11	Does the brand promote "slow fashion" and re-use of garments? Choose all that apply	1 point	Nosh promotes slow fashion and reuse of garments by some measures.	
a	Extended customer guarantee	?	Nosh does not communicate offering a guarantee for products.	
b	Repair and maintenance services	Yes	Nosh communicates offering repair services for KUULAS ja VEKKI jackets. However, it is unclear if repair services are offered for all products.	https://nosh.fi/page/676/hoito-ohjeet
c	Take back and second hand services	?	Nosh's maintains a Facebook group for second hand products and cooperates with a second hand store, Emmy. However the information is not available on Nosh website front page/ web-store.	https://nosh.fi/page/800 ja https://nosh.fi/page/570/
d	Maintenance and repair instructions for longer lifecycle.	Yes	Nosh offers maintenance or repair instructions.	https://nosh.fi/page/676/
e	Opening up the price structure of an exemplary product.	?	Nosh does not open price structures.	
f	Product specific clothing size charts are available.	Yes	Nosh has clothing size charts.	https://nosh.fi/product/6471/lehdynkat-taskutunika-ph-kaneli

	Labor conditions / Human rights			
1	Does the brand (owner) have a policy to make sure there is a proper grievance mechanism in place for factory workers and are at least 25% of workers informed about their rights regarding this mechanism (e.g. through training)?	Yes	47% of Nosh production comes from Portugal and Latvia, which are low risk countries where high labour standards are enforced by law. In addition, 57% of the production comes from Ukraine, with BSCI A-rating.	https://nosh.fi/page/682/
2	Does the brand (owner) have a published list of direct suppliers, that have collectively contributed to more than 90% of the purchase volume?	Yes	Nosh has published a list of all direct and indirect suppliers, including the full addresses / products made in each factory.	https://www.google.com/url?q=https://nosh.fi/files/Sisaltosivut/NOSH%2520vastuullisuus/NOSH%2520supplier%2520list%25202021.pdf&sa=D&source=editors&ust=1635352682127000&usg=AOvVaw1K_PZFQ4uBUU-44lUkaU5iO
3	Is this supplier list specific (Transparency Pledge)? The full name of all authorized production units and processing facilities. The site addresses. The parent company of the business at the site. Type of products made. Worker numbers at each site.	Yes	See remark for Labour Q2.	
4	Is the list of direct suppliers extended with suppliers further down the supply chain, with a minimum of 40% more in number compared to the direct suppliers?	Yes	See remark for Labour Q2.	
5	Does the brand purchase at least 25% from certified manufacturers with improved labor conditions?	Yes	47% of Nosh production comes from Portugal and Latvia, which are low risk countries where high labour standards are enforced by law.	https://nosh.fi/page/682/
6	Does the brand purchase at least 50% from certified manufacturers with improved labor conditions?	Yes	See remark for Labour Q5.	
7	Does the brand purchase over 70% from certified manufacturers with improved labor conditions?	Yes	See remark for Labour Q5.	
8	Does the brand (owner) annually report on the results of its labor conditions policy for the semi-finished products such as yarns, fabrics and leather, including a reasonable overview of number and region of workplaces covered by the policy in relation to the total production volume?	Yes	Nosh reports its fabric manufacturers are located in Portugal, Denmark and Turkey. Nosh suppliers are GOTS certified.	https://nosh.fi/files/Sisaltosivut/NOSH%20vastuullisuus/NOSH%20Company%20Supplier%20Code%20of%20conduct_2021_original.pdf
9	Does the brand (owner) publicly commit to a living wage benchmark with defined wages per production region or factory?	?	NOSH Company Oy requires its partners to provide a living wage for workers in their Supplier Code of Conduct. However, the brand has not committed to a specific benchmark for risk production countries nor publishes a progress report with concrete information about measures implemented to establish the payment of living wages.	https://nosh.fi/files/Sisaltosivut/NOSH%20vastuullisuus/NOSH%20Company%20Supplier%20Code%20of%20conduct_2021_original.pdf

10	Does the brand (owner) set a target to establish the payment of living wages at its apparel manufacturers, and is the brand on track to achieve this target?	?	See remark for Labour Q9.	
11	Does the brand (owner) adhere to buying practices that enable living wages and good labour conditions, such as long term relations with factories, and concentrating production at limited number of factories?	Yes	Nosh reports the duration of business relationships with its suppliers. Of those, majority have lasted longer than 5 years.	https://nosh.fi/files/Sisalto-sivut/NOSH%20vastuullisuus/NOSH%20supplier%20list%202021.pdf

Result: A (20-29) 22 out of 29

	Climate/ Carbon Emissions	Answer	Remark	Hyperlink
1	Has the brand (owner) disclosed the annual absolute climate footprint of its 'own operations', and has it accomplished an overall absolute climate footprint reduction compared to the result of the previous reporting year?	?	PaaPii published the first climate footprint of its own operations for 2019; 7 tons of CO2.	https://www.paapiide-sign.com/fi/page/vas-tuullisuus/11836
2	Is at least 50% of the electricity used by the brand (company) generated from renewable resources, such as wind or solar energy or EKOenergy hydropower?	Yes	Paapii communicates that 50-60% of the electricity used in its office and factory comes from solar panels and geothermal heating and the rest is bioenergy.	https://www.paapiide-sign.com/fi/page/vas-tuullisuus/11836
3	Is all the electricity used by the brand (company) generated from renewable resources, such as wind or solar energy or EKOenergy hydropower?	Yes	See remark for Climate Q2.	
4	Has the brand (owner) disclosed the annual absolute climate footprint of its supply chain that is 'beyond own operations'?	Yes	PaaPii communicates that the annual absolute climate footprint of its supply chain (beyond own operations) is 471 tons CO2e.	
5	Has the brand (owner) accomplished a reduction of this annual absolute climate footprint 'beyond own operations' compared to the result of the previous reporting year?	?	PaaPii has not disclosed a report on the previous year and does not report a reduction	
6	Has the brand (owner) set a target to make at least its own operations fully climate neutral by 2030, and is the brand on track to achieve this target?	?	PaaPii has set a target to be climate neutral in own operations by 2021. The company has not decreased its emissions. PaaPii communicates that it will compensate its emissions during 2021.	https://www.paapiide-sign.com/fi/page/vas-tuullisuus/11836
	Environment			
1	Does the brand (company) use environmentally 'preferred' raw materials for more than 25% of its volume?	Yes	PaaPii reports that 97% of the entire collection was made of organic cotton.	https://www.paapiide-sign.com/fi/page/kes-tavys/11830
2	Does the brand (company) use environmentally 'preferred' raw materials for more than 50% of its volume?	Yes	See remark Environment Q1.	
3	Does the brand (company) use environmentally 'preferred' raw materials for more than 90% of its volume?	Yes	See remark Environment Q1.	
4	Does the brand (company) use recycled raw materials for more than 25% of its volume?	?	PaaPii does not report using recycled materials.	
5	Does the brand (company) use recycled raw materials for more than 90% of its volume?	?	See remark Environment Q4.	

6	Is there a policy for the brand (company) to eliminate all hazardous chemicals from the whole lifecycle and all production procedures to make the apparel?	Yes	All products are made in Finland and Lithuania, which are low risk countries as high environmental standards are enforced by law	https://www.paapiide-sign.com/fi/page/vastuullisuus/11836
7	Has the brand (company) eliminated at least one suspect chemical group, such as Phthalates or Per fluorinated chemicals from its entire garment production?	Yes	See remark for Environment Q6.	
8	Has the brand (company) eliminated at least three suspect chemical group, such as Phthalates or Per fluorinated chemicals from its entire garment production?	Yes	See remark for Environment Q6.	
9	Does the brand (owner) report what percentage of its shipping packaging and carrier are renewable or made from recycled materials, and does the brand implement best practices or concrete policies which have reduced the environmental impact of their packaging materials?	Yes	PaaPii reports using FSC and PFCS certified paper bags and that it has eliminated plastic bags by packing garments directly into storage boxes.	https://www.paapiide-sign.com/fi/page/vastuullisuus/11836
10	Does the brand (owner) publish its absolute waste materials footprint and implement concrete policies to minimize waste, by reducing, re-using and recycling, thereby decreasing its waste footprint compared to the previous reporting year?	?	PaaPii does not communicate any information about its waste reduction policies.	https://www.paapiide-sign.com/fi/page/vastuullisuus/11836
11	Does the brand promote "slow fashion" and re-use of garments? Choose all that apply	2 points	PaaPii promotes slow fashion and reuse of garments by some measures.	
a	Extended customer guarantee	?	PaaPii does not communicate offering a guarantee for products.	
b	Repair and maintenance services	?	PaaPii does not communicate offering repair or maintenance services.	
c	Take back and second hand services	Yes	PaaPii maintains a Facebook group for customers to sell second hand products of the brand. The information is available on PaaPii's website front page and web-store.	https://www.paapiide-sign.com/fi/page/paapii-second-hand/28392 https://www.paapiide-sign.com/fi
d	Maintenance and repair instructions for longer lifecycle.	Yes	PaaPii offers maintenance or repair instructions.	https://www.paapiide-sign.com/fi/page/hoito-ohje/17510
e	Opening up the price structure of an exemplary product.	Yes	PaaPii opens price structures.	https://www.paapiide-sign.com/fi/page/vastuullisuus/11836
f	Product specific clothing size charts are available.	Yes	PaaPii has specific clothing size charts for products.	https://www.paapiide-sign.com/fi/product/sumu-tunika-lempi/25887

	Labor conditions / Human rights			
1	Does the brand (owner) have a policy to make sure there is a proper grievance mechanism in place for factory workers and are at least 25% of workers informed about their rights regarding this mechanism (e.g. through training)?	Yes	All products are made in Finland which is a low risk country, as high labour standards are enforced by law	https://www.paapiide-sign.com/fi/page/vastuullisuus/11836
2	Does the brand (owner) have a published list of direct suppliers, that have collectively contributed to more than 90% of the purchase volume?	Yes	All PaaPii garments are manufactured in the company-owned factory in Kokkola.	https://www.paapiide-sign.com/fi/page/vastuullisuus/11836
3	Is this supplier list specific (Transparency Pledge)? The full name of all authorized production units and processing facilities. The site addresses. The parent company of the business at the site. Type of products made. Worker numbers at each site.	Yes	See remark for Labour Q2.	https://www.paapiide-sign.com/fi/page/vastuullisuus/11836
4	Is the list of direct suppliers extended with suppliers further down the supply chain, with a minimum of 40% more in number compared to the direct suppliers?	?	See remark for Labour Q2.	
5	Does the brand purchase at least 25% from certified manufacturers with improved labor conditions?	Yes	All products are made in Finland, a low risk country where high labour standards are enforced by law.	
6	Does the brand purchase at least 50% from certified manufacturers with improved labor conditions?	Yes	See remark for Labour Q5.	
7	Does the brand purchase over 70% from certified manufacturers with improved labor conditions?	Yes	See remark for Labour Q5.	
8	Does the brand (owner) annually report on the results of its labor conditions policy for the semi-finished products such as yarns, fabrics and leather, including a reasonable overview of number and region of workplaces covered by the policy in relation to the total production volume?	Yes	PaaPii reports its textiles are produced in Finland and Lithuania (97 %), which are low risk countries where high labour standards are enforced by law.	https://www.paapiide-sign.com/fi/page/vastuullisuus/11836
9	Does the brand (owner) publicly commit to a living wage benchmark with defined wages per production region or factory?	Yes	PaaPii has not published any commitment to a living wage benchmark but all manufacturing takes place in Finland which is a low risk country, where laws provide for a living wage.	https://www.paapiide-sign.com/fi/page/vastuullisuus/11836
10	Does the brand (owner) set a target to establish the payment of living wages at its apparel manufacturers, and is the brand on track to achieve this target?	Yes	See remark for Labour Q9.	
11	Does the brand (owner) adhere to buying practices that enable living wages and good labour conditions, such as long term relations with factories, and concentrating production at limited number of factories?	Yes	PaaPii manufactures all products in its own factory in Kokkola. All fabrics come from two suppliers with whom cooperation has started in 2014.	https://www.paapiide-sign.com/fi/page/vastuullisuus/11836

Result: A (20-29) 23 out of 29

	Climate/ Carbon Emissions	Answer	Remark	Hyperlink
1	Has the brand (owner) disclosed the annual absolute climate footprint of its 'own operations', and has it accomplished an overall absolute climate footprint reduction compared to the result of the previous reporting year?	Yes	Papu Design publishes the climate footprint of its own operations for 2019 and 2020, and has reduced its absolute climate footprint from 15.8 tonnes of CO ₂ e to 5.2 tonnes of CO ₂ e.	p.26-27 https://cdn.shopify.com/s/files/1/0249/2124/3695/files/Papu_SustainabilityPeek_2021_FINAL-2.pdf?v=1633354923
2	Is at least 50% of the electricity used by the brand (company) generated from renewable resources, such as wind or solar energy or EKOenergy hydropower?	?	Papu Design Oy reports using only renewable energy at its two business premises; HQ in Tampere uses 90% energy from hydropower, wind or wood-based fuels. Wind and wood-based fuels are considered as renewables but there should be more information about the sources of hydro energy. The store in Helsinki uses electricity generated with nuclear energy that is not considered as renewable.	p.26 https://cdn.shopify.com/s/files/1/0249/2124/3695/files/Papu_SustainabilityPeek_2021_FINAL-2.pdf?v=1633354923
3	Is all the electricity used by the brand (company) generated from renewable resources, such as wind or solar energy or EKOenergy hydropower?	?	See remark for Climate Q2.	
4	Has the brand (owner) disclosed the annual absolute climate footprint of its supply chain that is 'beyond own operations'?	Yes	Papu Design publishes the climate footprint of its supply chain for 2020, reporting an emissions figure of 280.7 tonnes of CO ₂ e.	
5	Has the brand (owner) accomplished a reduction of this annual absolute climate footprint 'beyond own operations' compared to the result of the previous reporting year?	Yes	Scope 3 emission reduced by 43% from 2019 (493,5 tonnes CO ₂ e) to 2020 (280 tonnes CO ₂ e).	
6	Has the brand (owner) set a target to make at least its own operations fully climate neutral by 2030, and is the brand on track to achieve this target?	Yes	Papu Design has set a target to make at least its own operations fully climate neutral by 2030, and is on track to achieve this target.	
	Environment			
1	Does the brand (company) use environmentally 'preferred' raw materials for more than 25% of its volume?	Yes	Papu Design Oy reports it is using environmentally preferred fibres, such as Lyocell and organic cotton totalling 82.1% and recycled materials totalling 1% of its production.	p.16 https://cdn.shopify.com/s/files/1/0249/2124/3695/files/Papu_SustainabilityPeek_2021_FINAL-2.pdf?v=1633354923
2	Does the brand (company) use environmentally 'preferred' raw materials for more than 50% of its volume?	Yes	See remark for Environment Q1.	

3	Does the brand (company) use environmentally 'preferred' raw materials for more than 90% of its volume?	?	See remark for Environment Q1.	
4	Does the brand (company) use recycled raw materials for more than 25% of its volume?	?	See remark for Environment Q1.	
5	Does the brand (company) use recycled raw materials for more than 90% of its volume?	?	See remark for Environment Q1.	
6	Is there a policy for the brand (company) to eliminate all hazardous chemicals from the whole lifecycle and all production procedures to make the apparel?	Yes	Papu Design Oy produces in Portugal 46.7%, Czech republic 0.4%, Baltic countries 52.5%: Estonia 3.8% and Lithuania 50.5% which are low risk countries as high environmental standards are enforced by law. 0.4 % of production takes place in Turkey which is a risk country.	p.8 https://cdn.shopify.com/s/files/1/0249/2124/3695/files/Papu_SustainabilityPeek_2019.pdf?v=1585320398
7	Has the brand (company) eliminated at least one suspect chemical group, such as Phthalates or Per fluorinated chemicals from its entire garment production?	Yes	See remark for Environment Q6.	
8	Has the brand (company) eliminated at least three suspect chemical group, such as Phthalates or Per fluorinated chemicals from its entire garment production?	Yes	See remark for Environment Q6.	
9	Does the brand (owner) report what percentage of its its shipping packaging and carrier are renewable or made from recycled materials, and does the brand implement best practices or concrete policies which have reduced the environmental impact of their packaging materials?	Yes	Papu Design reports following figures for its packaging materials: 9% recycled plastic (0.2t), 9% virgin plastic (0.18t) and 82% FSC certified paper or cardboard (1.8t), as well as 50% reduction in the use of virgin plastic in deliveries within two years.	p.25 https://cdn.shopify.com/s/files/1/0249/2124/3695/files/Papu_SustainabilityPeek_2021_FINAL-2.pdf?v=1633354923
10	Does the brand (owner) publish its absolute waste materials footprint and implement concrete policies to minimize waste, by reducing, re-using and recycling, thereby decreasing its waste footprint compared to the previous reporting year?	Yes	Papu Design Oy mentions it is active in waste separation and recycling. Waste is recycled at the store and production facilities. It uses materials that can be composted, recycled or used as energy waste. It gives an example of the utilization of leftover materials in production. They are used for new products, sold to customers or other operators. Papu Design reports that its' annual waste footprint has decreased from 4 tonnes CO2e (2019) to 2,2 tonnes CO2e (2020).	p.26, p.32 https://cdn.shopify.com/s/files/1/0249/2124/3695/files/Papu_SustainabilityPeek_2021_FINAL-2.pdf?v=1633354923
11	Does the brand promote "slow fashion" and re-use of garments? Choose all that apply	1 point	Papu promotes slow fashion and reuse of garments by some measures.	
a	Extended customer guarantee	?	Papu does not communicate offering guarantee for products.	
b	Repair and maintenance services	Yes	Papu Design Oy mentions that its store in Helsinki offers repair services in collaboration with Vaatturiliike Savimaa.	p.7 https://cdn.shopify.com/s/files/1/0249/2124/3695/files/Papu_SustainabilityPeek_2021_FINAL-2.pdf?v=1633354923

c	Take back and second hand services	?	Papu cooperates with second hand stores Emmy and Ninyes. However the information is not available on Papu's website front page/webstore.	https://papustories.fi/pages/rewear
d	Maintenance and repair instructions for longer lifecycle.	Yes	Papu offers maintenance or repair instructions.	https://papustories.fi/pages/hoito-ohjeet
e	Opening up the price structure of an exemplary product.	?	Papu does not open price structures.	
f	Product specific clothing size charts are available.	Yes	Papu has specific clothing size charts for all products.	https://papustories.fi/collections/uutuu-det/products/pleated-dress-misty-women-multicolor
Labor conditions / Human rights				
1	Does the brand (owner) have a policy to make sure there is a proper grievance mechanism in place for factory workers and are at least 25% of workers informed about their rights regarding this mechanism (e.g. through training)?	Yes	99.2 % of Papu products are made in low risk countries Portugal (46.7%), Estonia (2%) and Lithuania (50.5%). 0.4 % is produced in medium risk country Czech republic and 0.4% in risk country Turkey.	p.9-11 https://cdn.shopify.com/s/files/1/0249/2124/3695/files/Papu_SustainabilityPeek_2021_FINAL-2.pdf?v=1633354923
2	Does the brand (owner) have a published list of direct suppliers, that have collectively contributed to more than 90% of the purchase volume?	Yes	Papu Design Oy publishes a complete list of its manufacturers and garment suppliers and their addresses.	p.10-11 https://cdn.shopify.com/s/files/1/0249/2124/3695/files/Papu_SustainabilityPeek_2021_FINAL-2.pdf?v=1633354923
3	Is this supplier list specific (Transparency Pledge)? The full name of all authorized production units and processing facilities. The site addresses. The parent company of the business at the site. Type of products made. Worker numbers at each site.	Yes	See remark for Labour Q2.	
4	Is the list of direct suppliers extended with suppliers further down the supply chain, with a minimum of 40% more in number compared to the direct suppliers?	Yes	See remark for Labour Q2.	
5	Does the brand purchase at least 25% from certified manufacturers with improved labor conditions?	Yes	99.2 % of Papu products are made in low risk countries Portugal (46.7%), Estonia (2%) and Lithuania (50.5%).	p.10-11 https://cdn.shopify.com/s/files/1/0249/2124/3695/files/Papu_SustainabilityPeek_2021_FINAL-2.pdf?v=1633354923
6	Does the brand purchase at least 50% from certified manufacturers with improved labor conditions?	Yes	See remark for Labour Q5.	
7	Does the brand purchase over 70% from certified manufacturers with improved labor conditions?	Yes	See remark for Labour Q5.	

8	Does the brand (owner) annually report on the results of its labor conditions policy for the semi-finished products such as yarns, fabrics and leather, including a reasonable overview of number and region of workplaces covered by the policy in relation to the total production volume?	Yes	Papu Design Oy publishes a list of fabric and yarn suppliers, which are mainly located in low risk countries (Lithuania, Portugal, France and Germany). 0.4 % of Papu's fabrics come from Turkey which is a risk country.	p.21-22 https://cdn.shopify.com/s/files/1/0249/2124/3695/files/Papu_SustainabilityPeek_2021_FINAL-2.pdf?v=1633354923
9	Does the brand (owner) publicly commit to a living wage benchmark with defined wages per production region or factory?	Yes	Papu Design Oy reports an overview of the production countries. 99.2% of its production happens in low risk countries, where high labor standards are enforced by law. Papu code of conduct includes fair remuneration but there is no commitment to a credible living wage benchmark.	p.21 https://cdn.shopify.com/s/files/1/0249/2124/3695/files/Papu_SustainabilityPeek_2021_FINAL-2.pdf?v=1633354923
10	Does the brand (owner) set a target to establish the payment of living wages at its apparel manufacturers, and is the brand on track to achieve this target?	Yes	See remark for Labour Q9.	
11	Does the brand (owner) adhere to buying practices that enable living wages and good labour conditions, such as long term relations with factories, and concentrating production at limited number of factories?	Yes	Papu Design reports it has started business relationship with the two main suppliers (out of 13) in 2016 (57% of the purchase volume) and it has lasted now for over 5 years.	p.10 https://cdn.shopify.com/s/files/1/0249/2124/3695/files/Papu_SustainabilityPeek_2021_FINAL-2.pdf?v=1633354923

Result: D (5-9) 7 out of 29

	Climate/ Carbon Emissions	Answer	Remark	Hyperlink
1	Has the brand (owner) disclosed the annual absolute climate footprint of its 'own operations', and has it accomplished an overall absolute climate footprint reduction compared to the result of the previous reporting year?	Yes	Tokmanni has published the climate footprint of its own operations for 2019 and 2020, and has reduced its absolute climate footprint from 6 176 tonnes of CO ₂ e to 5 711 tonnes of CO ₂ e.	p. 62 https://ir.tokmanni.fi/~media/Files/T/Tokmanni-V2/reports-and-presentations/Sustainability%20Report%202020/Tokmanni%20Sustainability%20Report%202020%20Sustainability%20available%20for%20all.pdf
2	Is at least 50% of the electricity used by the brand (company) generated from renewable resources, such as wind or solar energy or EKOenergy hydropower?	Yes	For 2020 Tokmanni reports to have used 100 % renewable energy of total electricity consumption of which 6.5 % is solar and the rest is wind power.	p. 65 https://ir.tokmanni.fi/~media/Files/T/Tokmanni-V2/reports-and-presentations/Sustainability%20Report%202020 https://ir.tokmanni.fi/en/sustainability/climate
3	Is all the electricity used by the brand (company) generated from renewable resources, such as wind or solar energy or EKOenergy hydropower?	Yes	See remark for Climate Q2.	
4	Has the brand (owner) disclosed the annual absolute climate footprint of its supply chain that is 'beyond own operations'?	Yes	Tokmanni reports 671 863 tonnes of Scope 3 CO ₂ e emissions.	p. 62 https://ir.tokmanni.fi/~media/Files/T/Tokmanni-V2/reports-and-presentations/Sustainability%20Report%202020/Tokmanni%20Sustainability%20Report%202020%20Sustainability%20available%20for%20all.pdf
5	Has the brand (owner) accomplished a reduction of this annual absolute climate footprint 'beyond own operations' compared to the result of the previous reporting year?	No	Scope 3 emission increased from 2019 (597,4 tonnes) to 2020 (671,9 tonnes).	
6	Has the brand (owner) set a target to make at least its own operations fully climate neutral by 2030, and is the brand on track to achieve this target?	Yes	Tokmanni has set a target to become climate neutral in own operations (Scope 1 and 2) by 2025 and has reduced own emissions by 7.5 % from previous reporting year. Tokmanni provides a timetable and is on schedule to reach this target.	p. 2 https://ir.tokmanni.fi/~media/Files/T/Tokmanni-V2/reports-and-presentations/Sustainability%20Report%202020/Tokmanni%20Sustainability%20Report%202020%20Sustainability%20available%20for%20all.pdf and https://ir.tokmanni.fi/en/sustainability/climate
Environment				
1	Does the brand (company) use environmentally 'preferred' raw materials for more than 25% of its volume?	?	Tokmanni reports that 37% of cotton in Pola's 2021 collection was organic. However, the overall proportion of environmentally preferred raw materials is not clearly communicated.	https://www.tokmanni.fi/vaatteet/naisten-vaatteet/pola

2	Does the brand (company) use environmentally 'preferred' raw materials for more than 50% of its volume?	?	See remark for Environment Q1.	
3	Does the brand (company) use environmentally 'preferred' raw materials for more than 90% of its volume?	?	See remark for Environment Q1.	
4	Does the brand (company) use recycled raw materials for more than 25% of its volume?	?	See remark for Environment Q1.	
5	Does the brand (company) use recycled raw materials for more than 90% of its volume?	?	See remark for Environment Q1.	
6	Is there a policy for the brand (company) to eliminate all hazardous chemicals from the whole lifecycle and all production procedures to make the apparel?	?	Tokmanni/ Pola implements several measures such as Amfori BEPI and Oeko-Tex to limit the use of hazardous chemicals and it has published RSL, but the company does not report concrete results of its policy.	https://ir.tokmanni.fi/~media/Files/T/Tokmanni-V2/other-documents/Tokmanni_Garments_RSL_2021.pdf
7	Has the brand (company) eliminated at least one suspect chemical group, such as Phthalates or Per fluorinated chemicals from its entire garment production?	?	See remark for Environment Q6.	
8	Has the brand (company) eliminated at least three suspect chemical group, such as Phthalates or Per fluorinated chemicals from its entire garment production?	?	See remark for Environment Q6.	
9	Does the brand (owner) report what percentage of its shipping packaging and carrier are renewable or made from recycled materials, and does the brand implement best practices or concrete policies which have reduced the environmental impact of their packaging materials?	?	Tokmanni does not report the percentage of recycled materials used for its consumer packaging, nor annual reductions or best practices regarding its packaging materials. Tokmanni has several targets related to environmentally friendly packaging practices but does not publish a progress report.	
10	Does the brand (owner) publish its absolute waste materials footprint and implement concrete policies to minimize waste, by reducing, re-using and recycling, thereby decreasing its waste footprint compared to the previous reporting year?	?	Tokmanni publishes its absolute waste material footprint, reports on waste types and has concrete policies to recycle waste. However its waste footprint has not decreased from 2019 (16,787 tons) to 2020 (17,306 tons).	p.68 https://ir.tokmanni.fi/~media/Files/T/Tokmanni-V2/reports-and-presentations/Sustainability%20Report%202020/Tokmanni%20Sustainability%20Report%202020%20Sustainability%20available%20for%20all.pdf
11	Does the brand promote "slow fashion" and re-use of garments? Choose all that apply	0 points	Tokmanni does not provide services or product information showing the brand promotes slow fashion.	
a	Extended customer guarantee	?	Tokmanni does not communicate offering guarantee for products.	
b	Repair and maintenance services	?	Tokmanni does not communicate offering repair or maintenance services.	
c	Take back and second hand services	?	Tokmanni does not communicate taking back their clothes or selling them as second hand.	

d	Maintenance and repair instructions for longer lifecycle.	?	Tokmanni does not offer maintenance or repair instructions.	
e	Opening up the price structure of an exemplary product.	?	Tokmanni does not open price structures.	
f	Product specific clothing size charts are available.	?	Tokmanni does not have specific clothing size charts for all products.	https://www.tokmanni.fi/miesten-kerrasto-ven-di-darshan-luomupuuvil-laa-koo-6419860754062
Labor conditions / Human rights				
1	Does the brand (owner) have a policy to make sure there is a proper grievance mechanism in place for factory workers and are at least 25% of workers informed about their rights regarding this mechanism (e.g. through training)?	?	Tokmanni is a member of BSCI, which provides a grievance mechanism, but does not provide progress report or data on worker trainings on the use of the grievance mechanism.	p. 25 https://ir.tokmanni.fi/~media/Files/T/Tokmanni-V2/reports-and-presentations/Sustainability%20Report%202020/Tokmanni%20Sustainability%20Report%202020%20Sustainability%20available%20for%20all.pdf
2	Does the brand (owner) have a published list of direct suppliers, that have collectively contributed to more than 90% of the purchase volume?	Yes	Tokmanni has published a list of direct suppliers that are likely to cover 90% of its total production (1st Tier), effective March 15th 2021, including full addresses.	https://ir.tokmanni.fi/~media/Files/T/Tokmanni-V2/reports-and-presentations/Tokmanni-Pukeutumisen%20teh-daslista-2021_v2.xlsx
3	Is this supplier list specific (Transparency Pledge)? The full name of all authorized production units and processing facilities. The site addresses. The parent company of the business at the site. Type of products made. Worker numbers at each site.	Yes	See remark for Labour Q2.	
4	Is the list of direct suppliers extended with suppliers further down the supply chain, with a minimum of 40% more in number compared to the direct suppliers?	?	See remark for Labour Q2.	
5	Does the brand purchase at least 25% from certified manufacturers with improved labor conditions?	?	Tokmanni provides an overview of audit statistics for 2019 (Amfori BSCI) out of which 13% have reached level A 'Outstanding or good'.	p. 50 https://ir.tokmanni.fi/~media/Files/T/Tokmanni-V2/reports-and-presentations/Sustainability%20Report%202020/Tokmanni%20Sustainability%20Report%202020%20Sustainability%20available%20for%20all.pdf
6	Does the brand purchase at least 50% from certified manufacturers with improved labor conditions?	?	See remark for Labour Q6.	
7	Does the brand purchase over 70% from certified manufacturers with improved labor conditions?	?	See remark for Labour Q6.	
8	Does the brand (owner) annually report on the results of its labor conditions policy for the semi-finished products such as yarns, fabrics and leather, including a reasonable overview of number and region of workplaces covered by the policy in relation to the total production volume?	?	Tokmanni does not publicly report clear results of its implemented measures to improve labor conditions at its fabric manufacturers.	

9	Does the brand (owner) publicly commit to a living wage benchmark with defined wages per production region or factory?	?	Tokmanni has given an overview of the production countries and is a member of amfori BSCI, membership includes fair remuneration. However, the brand has not published the assumptions and calculations behind this benchmark.	
10	Does the brand (owner) set a target to establish the payment of living wages at its apparel manufacturers, and is the brand on track to achieve this target?	?	See remark for Labour Q9.	
11	Does the brand (owner) adhere to buying practices that enable living wages and good labour conditions, such as long term relations with factories, and concentrating production at limited number of factories?	?	According to Tokmanni's supplier list, 31% (52/168) of the business relationships have lasted at least 5 years.	https://ir.tokmanni.fi/~/-/media/Files/T/Tokmanni-V2/reports-and-presentations/Tokmanni-Pukeutumisen%20teh-daslista-2021_v2.xlsx

Result: A (20-29) 22 out of 29

	Climate/ Carbon Emissions	Answer	Remark	Hyperlink
1	Has the brand (owner) disclosed the annual absolute climate footprint of its 'own operations', and has it accomplished an overall absolute climate footprint reduction compared to the result of the previous reporting year?	Yes	Pure Waste has published the climate footprint of its own operations for 2019 and 2020, and has reduced its absolute climate footprint from 12.3 tonnes of CO2e to 1.0 tonnes of CO2e.	p 34 https://drive.google.com/file/d/1O1glBz1DF7WjtNK-WdhR-6ht9zIX1gTeB/view
2	Is at least 50% of the electricity used by the brand (company) generated from renewable resources, such as wind or solar energy or EKOenergy hydropower?	Yes	Pure Waste reports that 100% of its total electricity consumption in 2021 was renewable energy. This consists of wind power in Finland purchased from Helen Oy	p 33 https://drive.google.com/file/d/1O1glBz1DF7WjtNK-WdhR-6ht9zIX1gTeB/view
3	Is all the electricity used by the brand (company) generated from renewable resources, such as wind or solar energy or EKOenergy hydropower?	Yes	See remark for Climate Q2.	
4	Has the brand (owner) disclosed the annual absolute climate footprint of its supply chain that is 'beyond own operations'?	Yes	Pure Waste has published the climate footprint of its supply chain for 2020, reporting an emissions figure of 697.1 tonnes of CO2e.	p 34 https://drive.google.com/file/d/1O1glBz1DF7WjtNK-WdhR-6ht9zIX1gTeB/view
5	Has the brand (owner) accomplished a reduction of this annual absolute climate footprint 'beyond own operations' compared to the result of the previous reporting year?	Yes	Scope 3 emission have reduced by from 2019 (760,9 tonnes) to 2020 (697,1 tonnes).	p 34 https://drive.google.com/file/d/1O1glBz1DF7WjtNK-WdhR-6ht9zIX1gTeB/view
6	Has the brand (owner) set a target to make at least its own operations fully climate neutral by 2030, and is the brand on track to achieve this target?	Yes	Pure Waste has set a target to become climate neutral in own operations by 2025 and has reduced its own emissions from previous reporting year.	p 34 https://drive.google.com/file/d/1O1glBz1DF7WjtNK-WdhR-6ht9zIX1gTeB/view
	Environment			
1	Does the brand (company) use environmentally 'preferred' raw materials for more than 25% of its volume?	Yes	In 2020, Pure Waste's entire collection, except for part of the product labels and size tags, was made of more sustainable raw materials, namely recycled cotton and recycled polyester.	p 10, 13 https://drive.google.com/file/d/1O1glBz1DF7WjtNK-WdhR-6ht9zIX1gTeB/view
2	Does the brand (company) use environmentally 'preferred' raw materials for more than 50% of its volume?	Yes	See remark for Environment Q1.	
3	Does the brand (company) use environmentally 'preferred' raw materials for more than 90% of its volume?	Yes	See remark for Environment Q1.	
4	Does the brand (company) use recycled raw materials for more than 25% of its volume?	Yes	See remark for Environment Q1.	

5	Does the brand (company) use recycled raw materials for more than 90% of its volume?	Yes	See remark for Environment Q1.	
6	Is there a policy for the brand (company) to eliminate all hazardous chemicals from the whole lifecycle and all production procedures to make the apparel?	Yes	Pure Waste production is GRS certified. This means that during production high environmental standards are maintained for chemical and water use.	p.11-12 https://drive.google.com/file/d/1O1glBz1DF7WjtNK-WdhR-6ht9zIX1gTeB/view3
7	Has the brand (company) eliminated at least one suspect chemical group, such as Phthalates or Perfluorinated chemicals from its entire garment production?	Yes	Pure Waste communicates that eg. phthalates, azo dyes and perfluorinated chemicals are not used in the production of its garments.	p 11 https://drive.google.com/file/d/1O1glBz1DF7WjtNK-WdhR-6ht9zIX1gTeB/view3
8	Has the brand (company) eliminated at least three suspect chemical group, such as Phthalates or Perfluorinated chemicals from its entire garment production?	Yes	See remark for Environment Q7.	
9	Does the brand (owner) report what percentage of its shipping packaging and carrier are renewable or made from recycled materials, and does the brand implement best practices or concrete policies which have reduced the environmental impact of their packaging materials?	Yes	Pure Waste reports that 100% of its packaging materials in-store and online orders are from recycled materials. It also reports purchasing approximately 70% less cardboard annually.	p. 31, 36 https://drive.google.com/file/d/1O1glBz1DF7WjtNK-WdhR-6ht9zIX1gTeB/view
10	Does the brand (owner) publish its absolute waste materials footprint and implement concrete policies to minimize waste, by reducing, re-using and recycling, thereby decreasing its waste footprint compared to the previous reporting year?	?	Pure Waste implements several measures to reduce its annual absolute waste footprint, such as recycling the material used for shipping and starting to replace its old business cards with cards made from recycled cotton. However, concrete aggregate results regarding annual absolute waste footprint are not made public.	p. 33 and 36 https://drive.google.com/file/d/1O1glBz1DF7WjtNKWdhR-6ht9zIX1gTeB/view
11	Does the brand promote "slow fashion" and re-use of garments? Choose all that apply	1 point	Pure Waste promotes slow fashion and reuse of garments by some measures.	
a	Extended customer guarantee	?	Pure Waste does not communicate offering guarantee for products.	
b	Repair and maintenance services	?	Pure Waste does not communicate offering repair or maintenance services.	
c	Take back and second hand services	?	Pure Waste communicates taking back their clothes. However there is no option to buy second hand products in their web shop.	p 16 https://drive.google.com/file/d/1O1glBz1DF7WjtNK-WdhR-6ht9zIX1gTeB/view3
d	Maintenance and repair instructions for longer lifecycle.	Yes	Pure Waste offers maintenance or repair instructions.	https://www.purewaste.com/experience-pure-waste/garment-care/care-instructions
e	Opening up the price structure of an exemplary product.	?	Pure Waste does not open price structures.	
f	Product specific clothing size charts are available.	Yes	Pure Waste has specific clothing size charts.	https://www.purewaste.com/sweatshirt-dress?childSku=SWD99-XXL

	Labor conditions / Human rights			
1	Does the brand (owner) have a policy to make sure there is a proper grievance mechanism in place for factory workers and are at least 25% of workers informed about their rights regarding this mechanism (e.g. through training)?	?	Majority of Pure Waste produces area manufactured in a factory that is a member of BSCI, which requires a complaints mechanism. PW communicates about a grievance mechanism in that factory, but it is not clear if the system provides for complaints handlers outside of it and there is no progress report on grievances.	p. 28 https://drive.google.com/file/d/1O1glBz1DF7WjtNK-WdhR-6ht9zIX1gTeB/vie3
2	Does the brand (owner) have a published list of direct suppliers, that have collectively contributed to more than 90% of the purchase volume?	Yes	Pure Waste has published a list of all active direct Tier 1 suppliers, including the full addresses and products that were made in each factory.	p. 21-22 https://drive.google.com/file/d/1O1glBz1DF7WjtNK-WdhR-6ht9zIX1gTeB/vie3
3	Is this supplier list specific (Transparency Pledge)? The full name of all authorized production units and processing facilities. The site addresses. The parent company of the business at the site. Type of products made. Worker numbers at each site.	Yes	See remark for Environment Q2.	
4	Is the list of direct suppliers extended with suppliers further down the supply chain, with a minimum of 40% more in number compared to the direct suppliers?	Yes	See remark for Labour Q2.	
5	Does the brand purchase at least 25% from certified manufacturers with improved labor conditions?	Yes	Over 52% (measured in Euros) of Pure Waste products were produced in Estonia and Finland in 2020. These are low risk countries where high labour rights are enforced by law. However, PW reports on its production also in kilograms, which gives another result: if measured in kilos 94.5% of the production comes from BSCI certified factories in India and Bangladesh. PW does not report audit results for its manufacturers in risk countries and it remains unclear if audit result is eligible. PW has been awarded a point according to their reporting in Euros.	
6	Does the brand purchase at least 50% from certified manufacturers with improved labor conditions?	Yes	See remark for Labour Q5.	
7	Does the brand purchase over 70% from certified manufacturers with improved labor conditions?	?	See remark for Labour Q5.	
8	Does the brand (owner) annually report on the results of its labor conditions policy for the semi-finished products such as yarns, fabrics and leather, including a reasonable overview of number and region of workplaces covered by the policy in relation to the total production volume?	?	Pure Waste does not publicly report clear results of implemented measures to improve labor conditions at its fabric manufacturers.	

9	Does the brand (owner) publicly commit to a living wage benchmark with defined wages per production region or factory?	?	Pure Waste communicates that employees in the factory in the state of Tamil Nadu receive a reasonable living salary but it does not commit to a specific living wage benchmark nor provide concrete information about measures implemented to establish the payment of living wages.	
10	Does the brand (owner) set a target to establish the payment of living wages at its apparel manufacturers, and is the brand on track to achieve this target?	?	See remark for Labour Q9.	
11	Does the brand (owner) adhere to buying practices that enable living wages and good labour conditions, such as long term relations with factories, and concentrating production at limited number of factories?	Yes	100% of Pure Waste's fabrics and 44% of the production comes from one supplier, from which it buys more than 80% of the production capacity.	p. 21-22 https://drive.google.com/file/d/1O1glBz1DF7WjtNK-WdhR-6ht9zIX1gTeB/vie3

Result: B (15-19) 19 out of 29

	Climate/ Carbon Emissions	Answer	Remark	Hyperlink
1	Has the brand (owner) disclosed the annual absolute climate footprint of its 'own operations', and has it accomplished an overall absolute climate footprint reduction compared to the result of the previous reporting year?	?	Riiheläinen-Hernesniemi Oy has not published the climate footprint of its own operations for 2019-2020.	https://rh-studio.fi/pages/sustainability
2	Is at least 50% of the electricity used by the brand (company) generated from renewable resources, such as wind or solar energy or EKOenergy hydropower?	Yes	Riiheläinen-Hernesniemi Oy reports that it uses EKOenergy certified wind energy.	https://rh-studio.fi/pages/sustainability
3	Is all the electricity used by the brand (company) generated from renewable resources, such as wind or solar energy or EKOenergy hydropower?	Yes	See remark for Climate Q2.	
4	Has the brand (owner) disclosed the annual absolute climate footprint of its supply chain that is 'beyond own operations'?	?	Riiheläinen-Hernesniemi Oy has not published any climate footprint of its supply chain from 2018 to 2020.	
5	Has the brand (owner) accomplished a reduction of this annual absolute climate footprint 'beyond own operations' compared to the result of the previous reporting year?	?	See remark for Climate Q4.	https://cdn.shopify.com/s/files/1/1267/9659/files/RH_Sustainability_Report_2020.pdf?v=1625207766
6	Has the brand (owner) set a target to make at least its own operations fully climate neutral by 2030, and is the brand on track to achieve this target?	?	No information is given or no climate neutrality target is mentioned.	
	Environment			
1	Does the brand (company) use environmentally 'preferred' raw materials for more than 25% of its volume?	Yes	Riiheläinen-Hernesniemi Oy states that 69% of its 2020 collections was made of environmentally preferred materials. In 2020 it launched 3 collections, all made of surplus material, totaling 24% of the production. It also states that the basic products are mostly made of GOTS-certified organic cotton, totalling 44% of the production.	https://cdn.shopify.com/s/files/1/1267/9659/files/RH_Sustainability_Report_2020.pdf?v=1625207766
2	Does the brand (company) use environmentally 'preferred' raw materials for more than 50% of its volume?	Yes	See remark for Environment Q1.	
3	Does the brand (company) use environmentally 'preferred' raw materials for more than 90% of its volume?	?	See remark for Environment Q1.	
4	Does the brand (company) use recycled raw materials for more than 25% of its volume?	?	See remark for Environment Q1.	

5	Does the brand (company) use recycled raw materials for more than 90% of its volume?	?	See remark for Environment Q1.	
6	Is there a policy for the brand (company) to eliminate all hazardous chemicals from the whole lifecycle and all production procedures to make the apparel?	Yes	Riiheläinen-Hernesniemi Oy does not communicate any information on an environmental policy to eliminate all hazardous chemicals from the whole lifecycle and all production procedures to make the clothes. However, all its garments are produced in Finland, Estonia and Portugal, countries which are low risk countries as high environmental standards are enforced by law	https://rh-studio.fi/pages/sustainability
7	Has the brand (company) eliminated at least one suspect chemical group, such as Phthalates or Per fluorinated chemicals from its entire garment production?	Yes	See remark for Environment Q6.	
8	Has the brand (company) eliminated at least three suspect chemical group, such as Phthalates or Per fluorinated chemicals from its entire garment production?	Yes	See remark for Environment Q6.	
9	Does the brand (owner) report what percentage of its shipping packaging and carrier are renewable or made from recycled materials, and does the brand implement best practices or concrete policies which have reduced the environmental impact of their packaging materials?	Yes	Riiheläinen-Hernesniemi Oy reports a policy to use only FSC or PEFC certified paper bags or recycled plastic bags from 2020 onwards. In 2020 numbers were 97% paper, 3% conventional plastic.	P. 7 https://cdn.shopify.com/s/files/1/1267/9659/files/RH_Sustainability_Report_2020.pdf?v=1625207766
10	Does the brand (owner) publish its absolute waste materials footprint and implement concrete policies to minimize waste, by reducing, re-using and recycling, thereby decreasing its waste footprint compared to the previous reporting year?	?	Riiheläinen-Hernesniemi Oy states that it does not produce any surplus or all surplus is reused. It does not communicate the overall performance of waste reduction policy.	https://rh-studio.fi/pages/sustainability
11	Does the brand promote "slow fashion" and re-use of garments? Choose all that apply	2 points	Riiheläinen-Hernesniemi Oy promotes slow fashion and reuse of garments by some measures.	
a	Extended customer guarantee	Yes	Riiheläinen-Hernesniemi Oy communicates offering a 1-year guarantee for products.	https://rh-studio.fi/pages/sustainability
b	Repair and maintenance services	Yes	Riiheläinen-Hernesniemi Oy offers a repair service.	https://rh-studio.fi/pages/sustainability
c	Take back and second hand services	?	Riiheläinen-Hernesniemi Oy communicates offering second hand services in the future. However there is no option to buy second hand products on its website yet.	
d	Maintenance and repair instructions for longer lifecycle.	Yes	Riiheläinen-Hernesniemi Oy offers maintenance or repair instructions.	https://rh-studio.fi/pages/care-instructions
e	Opening up the price structure of an exemplary product.	?	Riiheläinen-Hernesniemi Oy does not open price structures.	

f	Product specific clothing size charts are available.	Yes	Riiheläinen-Hernesniemi Oy has clothing size charts.	https://rh-studio.fi/products/mickey-square-dress-papa-ya-black?pr_prod_strat=collection_fallback&pr_rec_pid=6635427332162&pr_ref_pid=6663816675394&pr_seq=uniform
Labor conditions / Human rights				
1	Does the brand (owner) have a policy to make sure there is a proper grievance mechanism in place for factory workers and are at least 25% of workers informed about their rights regarding this mechanism (e.g. through training)?	Yes	Riiheläinen-Hernesniemi Oy does not report on a grievance mechanism but reports that about 87% of its production is in low risk countries Estonia and Portugal. 13% of the production is on Italy. Italy is a medium risk country.	p.5-6 https://cdn.shopify.com/s/files/1/1267/9659/files/RH_Sustainability_Report_2020.pdf?v=1625207766
2	Does the brand (owner) have a published list of direct suppliers, that have collectively contributed to more than 90% of the purchase volume?	Yes	The brand has published a complete list of its Tier 1 and 2 suppliers.	p.5-6 https://cdn.shopify.com/s/files/1/1267/9659/files/RH_Sustainability_Report_2020.pdf?v=1625207766
3	Is this supplier list specific (Transparency Pledge)? The full name of all authorized production units and processing facilities. The site addresses. The parent company of the business at the site. Type of products made. Worker numbers at each site.	Yes	See remark for Labour Q2.	
4	Is the list of direct suppliers extended with suppliers further down the supply chain, with a minimum of 40% more in number compared to the direct suppliers?	Yes	See remark for Labour Q2.	
5	Does the brand purchase at least 25% from certified manufacturers with improved labor conditions?	Yes	Riiheläinen-Hernesniemi Oy reports that about 87% of its production is in low risk countries Estonia and Portugal. 13% of the production is on Italy. Italy is a medium risk country.	
6	Does the brand purchase at least 50% from certified manufacturers with improved labor conditions?	Yes	See remark for Labour Q5.	
7	Does the brand purchase over 70% from certified manufacturers with improved labor conditions?	Yes	See remark for Labour Q5.	
8	Does the brand (owner) annually report on the results of its labor conditions policy for the semi-finished products such as yarns, fabrics and leather, including a reasonable overview of number and region of workplaces covered by the policy in relation to the total production volume?	Yes	Riiheläinen-Hernesniemi Oy reports its fabric manufacturers are located in Portugal and Italy. Both suppliers are GOTS certified.	https://rh-studio.fi/pages/faq
9	Does the brand (owner) publicly commit to a living wage benchmark with defined wages per production region or factory?	?	87% of RH products are manufactured in low risk countries where labour rights are enforced by legislation. However, 13% of the production comes from Italy which is a medium risk country. RH has not published any commitment to a living wage benchmark.	https://rh-studio.fi/pages/faq

10	Does the brand (owner) set a target to establish the payment of living wages at its apparel manufacturers, and is the brand on track to achieve this target?	?	See remark for Labour Q9.	
11	Does the brand (owner) adhere to buying practices that enable living wages and good labour conditions, such as long term relations with factories, and concentrating production at limited number of factories?	Yes	Around 70% (5/7) of Riiheläinen-Hernesniemi Oy business relationships have lasted for five years.	p. 6 https://cdn.shopify.com/s/files/1/1267/9659/files/RH_Sustainability_Report_2020.pdf?v=1625207766

Result: B (15-19) 15 out of 29

	Climate/ Carbon Emissions	Answer	Remark	Hyperlink
1	Has the brand (owner) disclosed the annual absolute climate footprint of its 'own operations', and has it accomplished an overall absolute climate footprint reduction compared to the result of the previous reporting year?	?	R-Collection does not publish the climate footprint of its own operations for 2019-2020.	
2	Is at least 50% of the electricity used by the brand (company) generated from renewable resources, such as wind or solar energy or EKOenergy hydropower?	?	R-Collection mentions the use of onsite generated renewable energy, but is not clear about the share of the total energy consumption.	https://www.r-collection.fi/page/12/meista
3	Is all the electricity used by the brand (company) generated from renewable resources, such as wind or solar energy or EKOenergy hydropower?	?	See remark for Climate Q2.	
4	Has the brand (owner) disclosed the annual absolute climate footprint of its supply chain that is 'beyond own operations'?	?	R-Collection has not published a climate footprint of its supply chain for 2017-2019.	
5	Has the brand (owner) accomplished a reduction of this annual absolute climate footprint 'beyond own operations' compared to the result of the previous reporting year?	?	See remark for Climate Q4.	
6	Has the brand (owner) set a target to make at least its own operations fully climate neutral by 2030, and is the brand on track to achieve this target?	?	R-Collection does not communicate information on its climate footprint towards a climate neutrality goal for its own operations.	
Environment				
1	Does the brand (company) use environmentally 'preferred' raw materials for more than 25% of its volume?	Yes	In 2020, 62.29 % of R-Collection's entire collection was made of more sustainable raw materials, namely organic cotton, recycled and surplus cotton, recycled and surplus polyester, recycled PET-plastic and more.	https://www.r-collection.fi/page/12/meista
2	Does the brand (company) use environmentally 'preferred' raw materials for more than 50% of its volume?	Yes	See remark for Environment Q1.	
3	Does the brand (company) use environmentally 'preferred' raw materials for more than 90% of its volume?	?	See remark for Environment Q1.	
4	Does the brand (company) use recycled raw materials for more than 25% of its volume?	Yes	In 2020, 59% of R-Collection's entire collection was made of recycled and surplus materials, namely recycled and surplus cotton, recycled and surplus polyester, recycled PET-plastic, surplus elastan, surplus linen and surplus wool.	https://www.r-collection.fi/page/12/meista
5	Does the brand (company) use recycled raw materials for more than 90% of its volume?	?	See remark for Environment Q4.	

6	Is there a policy for the brand (company) to eliminate all hazardous chemicals from the whole lifecycle and all production procedures to make the apparel?	Yes	R-Collection's clothing is partly GOTS certified. This means that during production high environmental standards are maintained for chemical and water use. However the portion of organic materials is just 3% of all materials. 97% of the production takes place in low risk countries where high environmental standards are enforced by law.	https://www.r-collection.fi/page/12/meista
7	Has the brand (company) eliminated at least one suspect chemical group, such as Phthalates or Per fluorinated chemicals from its entire garment production?	Yes	See remark for Environment Q6.	
8	Has the brand (company) eliminated at least three suspect chemical group, such as Phthalates or Per fluorinated chemicals from its entire garment production?	Yes	See remark for Environment Q6.	
9	Does the brand (owner) report what percentage of its shipping packaging and carrier are renewable or made from recycled materials, and does the brand implement best practices or concrete policies which have reduced the environmental impact of their packaging materials?	Yes	R-Collection reports that 95% of its shipping materials are reused as well as using 100 % FSC- tai PEFC certified paperpags in consumer packaging.	https://www.r-collection.fi/page/12/meista
10	Does the brand (owner) publish its absolute waste materials footprint and implement concrete policies to minimize waste, by reducing, re-using and recycling, thereby decreasing its waste footprint compared to the previous reporting year?	?	R-Collection does not communicate any information regarding waste generation.	
11	Does the brand promote "slow fashion" and re-use of garments? Choose all that apply	1 point	R-Collection promotes slow fashion and reuse of garments by some measures.	
a	Extended customer guarantee	?	R-Collection offers a 6-month guarantee for zippers, buttons and snaps.	https://www.r-collection.fi/page/12/meista
b	Repair and maintenance services	Yes	R-Collection communicates offering repair or maintenance services which you can contact via email: returns@r-collection.com.	https://www.r-collection.fi/page/12/meista
c	Take back and second hand services	?	R-Collection communicates taking back clothes. However there is no option to buy second hand products on its website.	https://www.r-collection.fi/page/12/meista
d	Maintenance and repair instructions for longer lifecycle.	Yes	R-Collection offers maintenance or repair instructions.	https://www.r-collection.fi/page/12/meista
e	Opening up the price structure of an exemplary product.	?	R-Collection does not open price structures.	
f	Product specific clothing size charts are available.	Yes	R-Collection has clothing size charts.	https://www.r-collection.fi/product/3934/reisitasku-housut-sammal

	Labor conditions / Human rights			
1	Does the brand (owner) have a policy to make sure there is a proper grievance mechanism in place for factory workers and are at least 25% of workers informed about their rights regarding this mechanism (e.g. through training)?	Yes	R-Collection does not report on a grievance mechanism but mentions that about 97% of its clothes are produced in low risk countries Finland, Estonia and Latvia.	https://www.r-collection.fi/page/12/meista
2	Does the brand (owner) have a published list of direct suppliers, that have collectively contributed to more than 90% of the purchase volume?	Yes	R-Collection publishes a list of Tier 1 suppliers represents around 97% of production.	https://www.r-collection.fi/page/12/meista
3	Is this supplier list specific (Transparency Pledge)? The full name of all authorized production units and processing facilities. The site addresses. The parent company of the business at the site. Type of products made. Worker numbers at each site.	Yes	See remark for Labour Q2.	
4	Is the list of direct suppliers extended with suppliers further down the supply chain, with a minimum of 40% more in number compared to the direct suppliers?	?	See remark for Labour Q2.	
5	Does the brand purchase at least 25% from certified manufacturers with improved labor conditions?	Yes	R-Collection estimates that about 97% of its clothes are produced in low risk countries Finland, Estonia and Latvia.	https://www.r-collection.fi/page/12/meista
6	Does the brand purchase at least 50% from certified manufacturers with improved labor conditions?	Yes	See remark for Labour Q5.	
7	Does the brand purchase over 70% from certified manufacturers with improved labor conditions?	Yes	See remark for Labour Q5.	
8	Does the brand (owner) annually report on the results of its labor conditions policy for the semi-finished products such as yarns, fabrics and leather, including a reasonable overview of number and region of workplaces covered by the policy in relation to the total production volume?	?	R-Collection does not publicly report clear results of measures implemented to improve labor conditions at its fabric manufacturers.	
9	Does the brand (owner) publicly commit to a living wage benchmark with defined wages per production region or factory?	?	R-Collection reports an overview of the production countries. 97% of its production takes place in low risk countries, where high labor standards are enforced by law.	
10	Does the brand (owner) set a target to establish the payment of living wages at its apparel manufacturers, and is the brand on track to achieve this target?	?	See remark for Labour Q9.	
11	Does the brand (owner) adhere to buying practices that enable living wages and good labour conditions, such as long term relations with factories, and concentrating production at limited number of factories?	Yes	R-Collection reports that 5/9 of the business relationships have lasted at least 5 years. In addition the company has less than 10 tier 1 suppliers.	https://www.r-collection.fi/page/12/meista

Result: C (10-14) 12 out of 29

	Climate/ Carbon Emissions	Answer	Remark	Hyperlink
1	Has the brand (owner) disclosed the annual absolute climate footprint of its 'own operations', and has it accomplished an overall absolute climate footprint reduction compared to the result of the previous reporting year?	?	Reima has published the climate footprint of its own operations for 2020; 315 tonnes of CO2. However it is not clear if they have reduced their emissions compared to last year.	p. 39 https://reima.com/medias/CSR-report-2020-FINAL-14.4.2021-vaaka.pdf?context=bWFzdGVyf-HJvb3R8Mjk0NjQ1ODR8YXBwb-GljYXRpb24vcGRmfDkzMDA2O-DElMjMyMzAucGRmfGNhMDJmO-TY2ODgxYzg1MzAyMDYxYmI3ND-AxNzk1ZjlzZTI0NGNiNDIzODM0M-mRkZjA0YWU1OWUwMzYzO-DI3Y2U
2	Is at least 50% of the electricity used by the brand (company) generated from renewable resources, such as wind or solar energy or EKOenergy hydropower?	Yes	Reima uses renewable energy for its electricity consumption in its own premises only. This energy is EKOenergy certified.	https://reima.com/int/environmental-sustainability
3	Is all the electricity used by the brand (company) generated from renewable resources, such as wind or solar energy or EKOenergy hydropower?	Yes	See remark for Climate Q2.	
4	Has the brand (owner) disclosed the annual absolute climate footprint of its supply chain that is 'beyond own operations'?	?	Reima has not published any climate footprint of its supply chain from 2018 to 2020.	
5	Has the brand (owner) accomplished a reduction of this annual absolute climate footprint 'beyond own operations' compared to the result of the previous reporting year?	?	See remark for Climate Q4.	
6	Has the brand (owner) set a target to make at least its own operations fully climate neutral by 2030, and is the brand on track to achieve this target?	Yes	Reima has set a target for 2023 becoming climate-neutral in its own operations, in addition the company has made some reductions as well as compensations.	https://reima.com/int/reima-compensates-for-own-operations-carbon-footprint https://reima.com/int/environmental-sustainability https://reima.com/medias/CSR-report-2020-FINAL-14.4.2021-vaaka.pdf?context=bWFzdGVyf-HJvb3R8Mjk0NjQ1ODR8YXBwb-GljYXRpb24vcGRmfDkzMDA2O-DElMjMyMzAucGRmfGNhMDJmO-TY2ODgxYzg1MzAyMDYxYmI3ND-AxNzk1ZjlzZTI0NGNiNDIzODM0M-mRkZjA0YWU1OWUwMzYzO-DI3Y2U
	Environment			
1	Does the brand (company) use environmentally 'preferred' raw materials for more than 25% of its volume?	Yes	In 2021, 36% of all styles in Reima's collections are made with recycled fibers (min. 50% recycled content), and 10% of styles are made of organic cotton. It is likely that minimum 25 % of the entire collection is made from preferred raw materials.	https://reima.com/int/material-sustainability

2	Does the brand (company) use environmentally 'preferred' raw materials for more than 50% of its volume?	?	See remark for Environment Q1.	
3	Does the brand (company) use environmentally 'preferred' raw materials for more than 90% of its volume?	?	See remark for Environment Q1.	
4	Does the brand (company) use recycled raw materials for more than 25% of its volume?	Yes	In 2021, 36 % and 2022, 48 % of all Reima clothing is made with recycled fibers (min. 50 % recycled content in main fabric, lining or both). In Reima autumn/winter 2022 collection all the synthetic wadding will be 100 % recycled. It is likely that minimum 25 % of the entire collection is made from recycled raw materials.	https://reima.com/int/material-sustainability
5	Does the brand (company) use recycled raw materials for more than 90% of its volume?	?	See remark for Environment Q1.	
6	Is there a policy for the brand (company) to eliminate all hazardous chemicals from the whole lifecycle and all production procedures to make the apparel?	Yes	Reima refers to Bluesign® partnership and certified materials, which are eligible. Reima reports that in 2021 over 21% of all styles are made with bluesign® approved materials.	https://reima.com/int/product-safety
7	Has the brand (company) eliminated at least one suspect chemical group, such as Phthalates or Per fluorinated chemicals from its entire garment production?	Yes	Reima communicates that its products are free from PFCs and phthalates that have been replaced by fluorine free treatments such as BIONIC FINISH® ECO and Teflon Ecoelite® for water repellency.	https://reima.com/int/product-safety
8	Has the brand (company) eliminated at least three suspect chemical group, such as Phthalates or Per fluorinated chemicals from its entire garment production?	?	Reima communicate it's products are 100% free from formaldehyde, phthalates and azo dyes but does not report these chemical groups have been eliminated from the production entirely.	https://reima.com/int/product-safety
9	Does the brand (owner) report what percentage of its its shipping packaging and carrier are renewable or made from recycled materials, and does the brand implement best practices or concrete policies which have reduced the environmental impact of their packaging materials?	?	The cardboard used in Reima shipments is recycled, and Reima will switch to polybags made of recycled plastic after autumn 2021. However Reima does not report the percentage of recycled materials for its consumer packaging.	https://reima.com/int/environmental-sustainability
10	Does the brand (owner) publish its absolute waste materials footprint and implement concrete policies to minimize waste, by reducing, re-using and recycling, thereby decreasing its waste footprint compared to the previous reporting year?	?	Reima communicates its waste reduction policy and gives some examples, but does not report on the overall performance.	p.20-22 https://www.reima.com/medias/CSR-report-2020-FINAL-14.4.2021-vaaka.pdf?context=bWFZdGVyfh-Jvb3R8Mjk0NjQ1ODR8YXBwb-GljYXRpb24vcGRmfDkzMDA2O-DEIMjMyMzAucGRmfGNhMD-JmOTY2ODgxYzg1MzAyMDYx-Yml3NDAXNzk1ZjZlZTI0NGN-iNDIzODM0MmRkZjA0YWU1OWU-wMzYzODI3Y2U
11	Does the brand promote "slow fashion" and re-use of garments? Choose all that apply	1 point	Reima promotes slow fashion and reuse of garments by some measures.	

a	Extended customer guarantee	?	Reima does not communicate offering guarantee for products.	
b	Repair and maintenance services	?	Reima does not provide a repair service but offers DIY repair kits and instructions.	https://help.reima.com/category/141-tips-and-help
c	Take back and second hand services	Yes	Reima has introduced Reima rescue service to re-sell the brand's children clothes. The information is available on Reima website front page and webstore.	p. 40 https://www.reima.com/medias/CSR-report-2020-FINAL-14.4.2021-vaaka.pdf?context=bWFzdGVyf-HJvb3R8Mjk0NjQ1ODR8YXBwb-GljYXRpb24vcGRmfDkzMdA2O-DEIMjMyMzAucGRmfGNhMD-JmOTY2ODgxYzg1MzAyMDYx-Yml3NDAXNzk1ZjZlZTI0NGN-iNDIzODM0MmRkZjA0YWU1OWU-wMzYzODI3Y2U
d	Maintenance and repair instructions for longer lifecycle.	Yes	Reima offers repair kits with tools, spare parts and instructions for fixing the clothes.	https://www.reima.com/fi/helppo-ja-hoito-ohjeita
e	Opening up the price structure of an exemplary product.	?	Reima does not open price structures.	
f	Product specific clothing size charts are available.	Yes	Reima has clothing size charts.	https://www.reima.com/fi/hidden/Lasten-talvihaalari-Trondheim/p/520277F-2400?fromGrid=true
Labor conditions / Human rights				
1	Does the brand (owner) have a policy to make sure there is a proper grievance mechanism in place for factory workers and are at least 25% of workers informed about their rights regarding this mechanism (e.g. through training)?	?	Reima is a member of BSCI, which provides a grievance mechanism, but does not provide progress report or data on employee training on the use of the grievance mechanism.	p. 29 https://reima.com/medias/CSR-report-2020-FINAL-14.4.2021-vaaka.pdf?context=bWFzdGVyf-HJvb3R8Mjk0NjQ1ODR8YXBwb-GljYXRpb24vcGRmfDkzMdA2ODEIMjMyMzAucGRmfGNhMDJmOTY2ODgxYzg1MzAyMDYxYml3NDAXNzk1ZjZlZTI0NGNiNDIzODM0MmRkZjA0YWU1OWUwMzYzODI3Y2U https://www.reima.com/int/human-rights
2	Does the brand (owner) have a published list of direct suppliers, that have collectively contributed to more than 90% of the purchase volume?	Yes	Reima provides a list of Tier 1 suppliers.	
3	Is this supplier list specific (Transparency Pledge)? The full name of all authorized production units and processing facilities. The site addresses. The parent company of the business at the site. Type of products made. Worker numbers at each site.	Yes	See remark for Labour Q2.	
4	Is the list of direct suppliers extended with suppliers further down the supply chain, with a minimum of 40% more in number compared to the direct suppliers?	Yes	Reima provides a list of Tier 2 suppliers.	

5	Does the brand purchase at least 25% from certified manufacturers with improved labor conditions?	?	Reima reports that some of its production is SA8000 compliant, but does not publicly report to what extent. Reima is also a member of amfori BSCI, however it remains unclear if at least 25% of Reima suppliers have an audit result A.	https://www.reima.com/int/human-rights
6	Does the brand purchase at least 50% from certified manufacturers with improved labor conditions?	?	See remark for Labour Q5.	
7	Does the brand purchase over 70% from certified manufacturers with improved labor conditions?	?	See remark for Labour Q5.	
8	Does the brand (owner) annually report on the results of its labor conditions policy for the semi-finished products such as yarns, fabrics and leather, including a reasonable overview of number and region of workplaces covered by the policy in relation to the total production volume?	?	Reima does not publicly report clear results of the implemented measures to improve labor conditions at its fabric manufacturers (Tier 2).	
9	Does the brand (owner) publicly commit to a living wage benchmark with defined wages per production region or factory?	?	Reima states that wages and compensations must meet or exceed the legal minimum and/or industry standards/collective agreements. It does not commit to a specific living wage benchmark nor provide concrete information about measures implemented to establish the payment of living wages.	https://www.reima.com/medias/Reima-Code-of-Conduct-2019.pdf?context=bWFzdGVyfH-Jvb3R8MTA2Mzc5fGFwcGxpY-2F0aW9uL3BkZnwyMWE0MD-Q4NDEzMzM5ODhmYjA1YTN-mNmNkM2lxMjg1ZDclZmUwZ-jlM0GJmODBjNDdiMT-ViZDUzNWM3YTU3MmM0 https://www.reima.com/int/human-rights
10	Does the brand (owner) set a target to establish the payment of living wages at its apparel manufacturers, and is the brand on track to achieve this target?	?	Reima does not provide concrete information about the measures implemented to establish the payment of living wages at its apparel manufacturers.	
11	Does the brand (owner) adhere to buying practices that enable living wages and good labour conditions, such as long term relations with factories, and concentrating production at limited number of factories?	Yes	Reima reports it has collaborated with its suppliers on average 6.5 years.	https://reima.com/medias/Suppliers-SS21-AW21.pdf?context=bWFzdGVyfHJvb3R8MTEzM-jM3fGFwcGxpY2F0aW9uL3BkZnwyMjI1Mjg1ZDclZmUwZ-jlM0GJmODBjNDdiMT-ViZDUzNWM3YTU3MmM0

Result: C (10-14) 14 out of 29

	Climate/ Carbon Emissions	Answer	Remark	Hyperlink
1	Has the brand (owner) disclosed the annual absolute climate footprint of its 'own operations', and has it accomplished an overall absolute climate footprint reduction compared to the result of the previous reporting year?	?	Sasta Oy does not publish the climate footprint of its own operations.	https://www.sasta.fi/suomi/sasta-oy/vastuullisuus
2	Is at least 50% of the electricity used by the brand (company) generated from renewable resources, such as wind or solar energy or EKOenergy hydropower?	Yes	Sasta Oy reports on the use of hydroenergy at its HQ and reports it has participated in a project Saramojoki in Nurmes improving fish migration, water flow and river habitats.	https://www.sasta.fi/suomi/sasta-oy/vastuullisuus
3	Is all the electricity used by the brand (company) generated from renewable resources, such as wind or solar energy or EKOenergy hydropower?	Yes	See remark for Climate Q2.	
4	Has the brand (owner) disclosed the annual absolute climate footprint of its supply chain that is 'beyond own operations'?	?	Sasta Oy does not publish a climate footprint of its supply chain.	https://www.sasta.fi/suomi/sasta-oy/vastuullisuus
5	Has the brand (owner) accomplished a reduction of this annual absolute climate footprint 'beyond own operations' compared to the result of the previous reporting year?	?	See remark for Climate Q4.	
6	Has the brand (owner) set a target to make at least its own operations fully climate neutral by 2030, and is the brand on track to achieve this target?	?	Sasta has set a target to be climate neutral in own operations by 2030. The company has not reduced its emissions.	https://www.sasta.fi/suomi/sasta-oy/vastuullisuus
Environment				
1	Does the brand (company) use environmentally 'preferred' raw materials for more than 25% of its volume?	Yes	Sasta Oy uses environmentally preferred fibres, such as organic cotton, recycled polyester and recycled wool in 67% of its production.	https://www.sasta.fi/suomi/sasta-oy/vastuullisuus
2	Does the brand (company) use environmentally 'preferred' raw materials for more than 50% of its volume?	Yes	See remark for Environment Q1.	
3	Does the brand (company) use environmentally 'preferred' raw materials for more than 90% of its volume?	?	See remark for Environment Q1.	
4	Does the brand (company) use recycled raw materials for more than 25% of its volume?	Yes	Sasta Oy uses preferred fibres, such as recycled polyester, polyamide and wool in 48% of its production.	https://www.sasta.fi/suomi/sasta-oy/vastuullisuus
5	Does the brand (company) use recycled raw materials for more than 90% of its volume?	?	See remark for Environment Q4.	

6	Is there a policy for the brand (company) to eliminate all hazardous chemicals from the whole lifecycle and all production procedures to make the apparel?	Yes	95% of Sasta production takes place in low risk countries, where high environmental standards are enforced by environmental policy to eliminate hazardous chemicals.	https://www.sasta.fi/suomi/sasta-oy/vastuullisuus
7	Has the brand (company) eliminated at least one suspect chemical group, such as Phthalates or Per fluorinated chemicals from its entire garment production?	Yes	See remark for Environment Q6.	
8	Has the brand (company) eliminated at least three suspect chemical group, such as Phthalates or Per fluorinated chemicals from its entire garment production?	Yes	See remark for Environment Q6.	
9	Does the brand (owner) report what percentage of its shipping packaging and carrier are renewable or made from recycled materials, and does the brand implement best practices or concrete policies which have reduced the environmental impact of their packaging materials?	?	Sasta Oy does not report the percentage of recycled materials used for its consumer packaging, nor any annual reductions or best practices regarding its packaging materials.	
10	Does the brand (owner) publish its absolute waste materials footprint and implement concrete policies to minimize waste, by reducing, re-using and recycling, thereby decreasing its waste footprint compared to the previous reporting year?	?	Sasta Oy does not communicate any information regarding its waste footprint.	
11	Does the brand promote "slow fashion" and re-use of garments? Choose all that apply	2 points	Sasta promotes slow fashion and reuse of garments by several measures.	
a	Extended customer guarantee	Yes	Sasta offers one year guarantee for products.	https://www.sasta.fi/suomi/materiaaliopas/reklamaatiot
b	Repair and maintenance services	Yes	Sasta offers repair or maintenance services.	https://www.sasta.fi/suomi/materiaaliopas/korjauspalvelu
c	Take back and second hand services	?	Sasta does not communicate taking back its clothes or selling them as second hand.	
d	Maintenance and repair instructions for longer lifecycle.	Yes	Sasta offers maintenance or repair instructions.	https://www.sasta.fi/suomi/materiaaliopas/pesuja-hoito-ohjeet
e	Opening up the price structure of an exemplary product.	?	Sasta does not open price structures.	
f	Product specific clothing size charts are available.	Yes	Sasta offers clothing size charts and guides.	https://www.sasta.fi/suomi/tuotteet/hunting/product/mehto-hybrid-takki#product=mehto-hybrid-takki

	Labor conditions / Human rights			
1	Does the brand (owner) have a policy to make sure there is a proper grievance mechanism in place for factory workers and are at least 25% of workers informed about their rights regarding this mechanism (e.g. through training)?	Yes	Sasta Oy does not report on a grievance mechanism. However, 95% of the production is in low risk countries, where human and labour rights are enforced by law.	
2	Does the brand (owner) have a published list of direct suppliers, that have collectively contributed to more than 90% of the purchase volume?	?	Sasta Oy does not provide a significant list of direct suppliers.	
3	Is this supplier list specific (Transparency Pledge)? The full name of all authorized production units and processing facilities. The site addresses. The parent company of the business at the site. Type of products made. Worker numbers at each site.	?	See remark for labour Q2.	
4	Is the list of direct suppliers extended with suppliers further down the supply chain, with a minimum of 40% more in number compared to the direct suppliers?	?	See remark for labour Q2.	
5	Does the brand purchase at least 25% from certified manufacturers with improved labor conditions?	Yes	Sasta Oy reports that 95% of its production comes from low risk EU countries; Finland, Estonia, Latvia and Lithuania, where human and labour rights are enforced by law.	https://www.sasta.fi/suomi/sasta-oy/vastuullisuus
6	Does the brand purchase at least 50% from certified manufacturers with improved labor conditions?	Yes	See remark for Labour Q5.	
7	Does the brand purchase over 70% from certified manufacturers with improved labor conditions?	Yes	See remark for Labour Q5.	
8	Does the brand (owner) annually report on the results of its labor conditions policy for the semi-finished products such as yarns, fabrics and leather, including a reasonable overview of number and region of workplaces covered by the policy in relation to the total production volume?	?	Sasta Oy does not publicly report clear results of the implemented measures to improve labor conditions at its fabric manufacturers.	
9	Does the brand (owner) publicly commit to a living wage benchmark with defined wages per production region or factory?	?	Sasta Oy has not published any commitment to a living wage benchmark.	https://www.sasta.fi/suomi/sasta-oy/vastuullisuus
10	Does the brand (owner) set a target to establish the payment of living wages at its apparel manufacturers, and is the brand on track to achieve this target?	?	Sasta Oy does not provide concrete information about implemented measures to establish the payment of living wages at its apparel manufacturers.	
11	Does the brand (owner) adhere to buying practices that enable living wages and good labour conditions, such as long term relations with factories, and concentrating production at limited number of factories?	?	Sasta Oy does not report on the exact duration of business relationships with suppliers, nor on a strategy to concentrate production at a limited number of suppliers.	

Result: C (10-14) 10 out of 29

	Climate/ Carbon Emissions	Answer	Remark	Hyperlink
1	Has the brand (owner) disclosed the annual absolute climate footprint of its 'own operations', and has it accomplished an overall absolute climate footprint reduction compared to the result of the previous reporting year?	?	Sidoste Oy does not publish the climate footprint of its own operations.	https://sidoste.fi/yritys/
2	Is at least 50% of the electricity used by the brand (company) generated from renewable resources, such as wind or solar energy or EKOenergy hydropower?	Yes	Sidoste Oy reports it uses 100% renewable wind energy.	https://sidoste.fi/vastuu/
3	Is all the electricity used by the brand (company) generated from renewable resources, such as wind or solar energy or EKOenergy hydropower?	Yes	See remark for Climate Q2.	
4	Has the brand (owner) disclosed the annual absolute climate footprint of its supply chain that is 'beyond own operations'?	?	Sidoste Oy does not publish a climate footprint of its supply chain.	https://sidoste.fi/yritys/
5	Has the brand (owner) accomplished a reduction of this annual absolute climate footprint 'beyond own operations' compared to the result of the previous reporting year?	?	See remark for Climate Q4.	https://sidoste.fi/yritys/
6	Has the brand (owner) set a target to make at least its own operations fully climate neutral by 2030, and is the brand on track to achieve this target?	?	Sidoste Oy does not communicate information on its climate footprint towards a climate neutrality goal for its own operations.	https://sidoste.fi/yritys/
Environment				
1	Does the brand (company) use environmentally 'preferred' raw materials for more than 25% of its volume?	?	Sidoste Oy uses environmentally preferred materials such as recycled cotton 4% and organic cotton 6%.	https://sidoste.fi/mallisto/kierratyspuuvilla/
2	Does the brand (company) use environmentally 'preferred' raw materials for more than 50% of its volume?	?	See remark for Environment Q1.	
3	Does the brand (company) use environmentally 'preferred' raw materials for more than 90% of its volume?	?	See remark for Environment Q1.	
4	Does the brand (company) use recycled raw materials for more than 25% of its volume?	?	See remark for Environment Q1.	
5	Does the brand (company) use recycled raw materials for more than 90% of its volume?	?	See remark for Environment Q1.	

6	Is there a policy for the brand (company) to eliminate all hazardous chemicals from the whole lifecycle and all production procedures to make the apparel?	?	Sidoste Oy does not communicate information on its policy to eliminate all hazardous chemicals in its own operations. Sidoste Oy manufactures most of its products in Tampere Finland, where environmental regulation is enforced by law. Other production locations are not publicly disclosed.	https://sidoste.fi/yritys/
7	Has the brand (company) eliminated at least one suspect chemical group, such as Phthalates or Per fluorinated chemicals from its entire garment production?	?	See remark for Environment Q6.	
8	Has the brand (company) eliminated at least three suspect chemical group, such as Phthalates or Per fluorinated chemicals from its entire garment production?	?	See remark for Environment Q6.	
9	Does the brand (owner) report what percentage of its shipping packaging and carrier are renewable or made from recycled materials, and does the brand implement best practices or concrete policies which have reduced the environmental impact of their packaging materials?	?	Sidoste Oy does not report the percentage of recycled materials used for its consumer packaging, nor any annual reductions or best practices regarding its packaging materials.	https://sidoste.fi/yritys/
10	Does the brand (owner) publish its absolute waste materials footprint and implement concrete policies to minimize waste, by reducing, re-using and recycling, thereby decreasing its waste footprint compared to the previous reporting year?	?	Sidoste Oy does not communicate any information regarding its waste generation.	https://sidoste.fi/yritys/
11	Does the brand promote "slow fashion" and re-use of garments? Choose all that apply	1 points	Sidoste promotes slow fashion and reuse of garments by some measures.	
a	Extended customer guarantee	Yes	Sidoste Oy communicates offering a guarantee for products.	https://sidoste.fi/vastuu/
b	Repair and maintenance services	?	Sidoste Oy does not communicate offering repair or maintenance services.	
c	Take back and second hand services	?	Sidoste Oy does not communicate taking back clothes or selling them as second hand.	
d	Maintenance and repair instructions for longer lifecycle.	?	Sidoste Oy does not offer maintenance or repair instructions.	
e	Opening up the price structure of an exemplary product.	?	Sidoste Oy does not open price structures.	
f	Product specific clothing size charts are available.	Yes	Sidoste Oy offers specific clothing size charts for all products.	https://sidoste.fi/tuotteet/sidoste-signature-apparel-hoodie-musta/

Labor conditions / Human rights				
1	Does the brand (owner) have a policy to make sure there is a proper grievance mechanism in place for factory workers and are at least 25% of workers informed about their rights regarding this mechanism (e.g. through training)?	Yes	Sidoste Oy does not report having a CoC but does mention that all products are manufactured in Finland. However, 84% of Sidoste Oy production takes place in Finland where high labor standards are enforced by law.	
2	Does the brand (owner) have a published list of direct suppliers, that have collectively contributed to more than 90% of the purchase volume?	Yes	Sidoste Oy publishes a supplier list.	https://docs.google.com/spreadsheets/d/1qya191_m-D3F-PNietDnzcl5vqqj0mp-U/edit#gid=116063098
3	Is this supplier list specific (Transparency Pledge)? The full name of all authorized production units and processing facilities. The site addresses. The parent company of the business at the site. Type of products made. Worker numbers at each site.	Yes	See remark for Labour Q2.	
4	Is the list of direct suppliers extended with suppliers further down the supply chain, with a minimum of 40% more in number compared to the direct suppliers?	?	See remark for Labour Q2.	
5	Does the brand purchase at least 25% from certified manufacturers with improved labor conditions?	Yes	Sidoste Oy does not communicate information on being part of a collective initiative or purchasing from an accredited supplier. However, 84% of Sidoste Oy production takes place in Finland where high labor standards are enforced by law.	
6	Does the brand purchase at least 50% from certified manufacturers with improved labor conditions?	Yes	See remark for Labour Q5.	
7	Does the brand purchase over 70% from certified manufacturers with improved labor conditions?	Yes	See remark for Labour Q5.	
8	Does the brand (owner) annually report on the results of its labor conditions policy for the semi-finished products such as yarns, fabrics and leather, including a reasonable overview of number and region of workplaces covered by the policy in relation to the total production volume?	?	Sidoste Oy does not publicly report clear results of the implemented measures to improve labor conditions at its fabric manufacturers.	https://sidoste.fi/yritys/
9	Does the brand (owner) publicly commit to a living wage benchmark with defined wages per production region or factory?	?	Sidoste Oy manufactures 84% of its products in Tampere, Finland, where high human rights and labour standards are enforced by law. Other production countries are Turkey and Portugal.	https://sidoste.fi/vastuu/
10	Does the brand (owner) set a target to establish the payment of living wages at its apparel manufacturers, and is the brand on track to achieve this target?	?	See remark for Labour Q9.	
11	Does the brand (owner) adhere to buying practices that enable living wages and good labour conditions, such as long term relations with factories, and concentrating production at limited number of factories?	Yes	Most Sidoste products are manufactured in Tampere at the company owned factory.	https://sidoste.fi/yritys/

Result: B (15-19) 16 out of 29

Climate/ Carbon Emissions			Remark	Hyperlink
1	Has the brand (owner) disclosed the annual absolute climate footprint of its 'own operations', and has it accomplished an overall absolute climate footprint reduction compared to the result of the previous reporting year?	?	Uhana Design Oy published the first climate footprint of its own operations for 2019; 29.5 tonnes of CO ₂ e.	p.31 https://uhanadesign.com/app/uploads/2021/09/2020-VAS-TUULLISUUSRAPORTTI.pdf
2	Is at least 50% of the electricity used by the brand (company) generated from renewable resources, such as wind or solar energy or EKOenergy hydropower?	?	Uhana Design Oy reports that 84% of electricity used is renewable energy (wind, hydro or biomass). However, it is unclear what percentage is wind and if the hydroenergy or biomass is certified sustainable.	p.31 https://uhanadesign.com/app/uploads/2021/09/2020-VAS-TUULLISUUSRAPORTTI.pdf
3	Is all the electricity used by the brand (company) generated from renewable resources, such as wind or solar energy or EKOenergy hydropower?	?	See remark for Climate Q2.	
4	Has the brand (owner) disclosed the annual absolute climate footprint of its supply chain that is 'beyond own operations'?	Yes	Uhana Design Oy publishes the climate footprint of its supply chain for 2020, reporting an emissions figure of 127,9 tonnes of CO ₂ .	p.31 https://uhanadesign.com/app/uploads/2021/09/2020-VAS-TUULLISUUSRAPORTTI.pdf
5	Has the brand (owner) accomplished a reduction of this annual absolute climate footprint 'beyond own operations' compared to the result of the previous reporting year?	?	Uhana Design Oy has published its first climate footprint for the year 2020 for its supply chain, but there are no comparable figures for previous years.	
6	Has the brand (owner) set a target to make at least its own operations fully climate neutral by 2030, and is the brand on track to achieve this target?	?	Uhana Design Oy has set a target to be climate neutral in own operations by 2030. However Uhana has not reduced its emissions yet.	p.32-33 https://uhanadesign.com/app/uploads/2021/09/2020-VAS-TUULLISUUSRAPORTTI.pdf
Environment				
1	Does the brand (company) use environmentally 'preferred' raw materials for more than 25% of its volume?	?	Environmentally preferred fibres such as organic cotton, recycled polyester and recycled wool total 21% of the production volume.	p.14 https://uhanadesign.com/app/uploads/2021/09/2020-VAS-TUULLISUUSRAPORTTI.pdf
2	Does the brand (company) use environmentally 'preferred' raw materials for more than 50% of its volume?	?	See remark for Environment Q1.	
3	Does the brand (company) use environmentally 'preferred' raw materials for more than 90% of its volume?	?	See remark for Environment Q1.	
4	Does the brand (company) use recycled raw materials for more than 25% of its volume?	?	See remark for Environment Q1.	

5	Does the brand (company) use recycled raw materials for more than 90% of its volume?	?	See remark for Environment Q1.	
6	Is there a policy for the brand (company) to eliminate all hazardous chemicals from the whole lifecycle and all production procedures to make the apparel?	Yes	Uhana Design Oy's clothing is GOTS/ Oeko-Tex / bluesign® certified. This means that during production high environmental standards are maintained for chemical and water use. This certification is applicable to most of the collection. In addition, most of Uhana Design Oy's garments are produced in Lithuania, Portugal, Finland and Estonia which are low risk countries. 3.3% is made in Italy.	
7	Has the brand (company) eliminated at least one suspect chemical group, such as Phthalates or Per fluorinated chemicals from its entire garment production?	Yes	See remark for Environment Q6.	
8	Has the brand (company) eliminated at least three suspect chemical group, such as Phthalates or Per fluorinated chemicals from its entire garment production?	Yes	See remark for Environment Q6.	
9	Does the brand (owner) report what percentage of its shipping packaging and carrier are renewable or made from recycled materials, and does the brand implement best practices or concrete policies which have reduced the environmental impact of their packaging materials?	?	Uhana Design Oy does not report the percentage of recycled materials used for its consumer packaging, nor any annual reductions or best practices regarding its packaging materials. It is developing new packaging which is entirely recycled.	https://uhanadesign.com/app/uploads/2021/09/2020-VAS-TUULLISUUSRAPORTTI.pdf
10	Does the brand (owner) publish its absolute waste materials footprint and implement concrete policies to minimize waste, by reducing, re-using and recycling, thereby decreasing its waste footprint compared to the previous reporting year?	?	Uhana Design Oy communicates a waste reduction policy, but does not report on the overall performance.	
11	Does the brand promote "slow fashion" and re-use of garments? Choose all that apply	2 points	Uhana Design Oy promotes slow fashion and reuse of garments by several measures.	
a	Extended customer guarantee	?	Uhana Design Oy does not communicate offering a guarantee for products.	
b	Repair and maintenance services	?	Uhana Design Oy does not offer repair services but provides its customers with garment care products.	https://uhanadesign.com/en/product-category/garment-care/
c	Take back and second hand services	Yes	Uhana Design Oy has opened their own rental service Uhana Dreams to promote slow fashion and circular economy.	https://uhanadreams.com/
d	Maintenance and repair instructions for longer lifecycle.	Yes	Uhana Design Oy offers maintenance or repair instructions.	https://uhanadesign.com/hoito-ohjeet/

e	Opening up the price structure of an exemplary product.	Yes	Uhana Design has opened price structures.	p. 48 https://uhanadesign.com/app/uploads/2021/09/2020-VAS-TUULLISUUSRAPORTTI.pdf
f	Product specific clothing size charts are available.	Yes	Uhana Design has specific clothing size charts for all products.	https://uhanadesign.com/verkkokauppa/mekot-hameet/mirage-knit-dress-dark-green/
Labor conditions / Human rights				
1	Does the brand (owner) have a policy to make sure there is a proper grievance mechanism in place for factory workers and are at least 25% of workers informed about their rights regarding this mechanism (e.g. through training)?	Yes	Most products (excluding woollen scarves; 3.3 % of the production) are made in Lithuania, Estonia, Finland and Portugal, which are low risk countries as high labour standards are enforced by law	p.140 https://uhanadesign.com/app/uploads/2021/09/2020-VAS-TUULLISUUSRAPORTTI.pdf
2	Does the brand (owner) have a published list of direct suppliers, that have collectively contributed to more than 90% of the purchase volume?	Yes	Uhana Design Oy has published a specific list of its direct suppliers (Tier 1 and 2).	
3	Is this supplier list specific (Transparency Pledge)? The full name of all authorized production units and processing facilities. The site addresses. The parent company of the business at the site. Type of products made. Worker numbers at each site.	Yes	See remark for Labour Q2.	
4	Is the list of direct suppliers extended with suppliers further down the supply chain, with a minimum of 40% more in number compared to the direct suppliers?	Yes	See remark for Labour Q2.	
5	Does the brand purchase at least 25% from certified manufacturers with improved labor conditions?	Yes	Most Uhana Design products are manufactured in Lithuania, Estonia, Finland and Portugal which are low risk countries. Only 3.3 % of its products are manufactured in Italy which is a medium risk country	
6	Does the brand purchase at least 50% from certified manufacturers with improved labor conditions?	Yes	See remark for Labour Q5.	
7	Does the brand purchase over 70% from certified manufacturers with improved labor conditions?	Yes	See remark for Labour Q5.	
8	Does the brand (owner) annually report on the results of its labor conditions policy for the semi-finished products such as yarns, fabrics and leather, including a reasonable overview of number and region of workplaces covered by the policy in relation to the total production volume?	Yes	Uhana Design Oy provides supplier list	https://uhanadesign.com/app/uploads/2021/09/2020-VAS-TUULLISUUSRAPORTTI.pdf

9	Does the brand (owner) publicly commit to a living wage benchmark with defined wages per production region or factory?	Yes	Uhana Design Oy has not published any commitment to a living wage benchmark but all its apparel manufacturers are located in low risk countries where laws provide for a living wage. However 3.3% of manufacturing happens in Italy which is a medium risk country regarding labour rights. We encourage Uhana to start a due diligence process to recognize and minimize human rights risks.	https://uhanadesign.com/app/uploads/2021/09/2020-VAS-TUULLISUUSRAPORTTI.pdf
10	Does the brand (owner) set a target to establish the payment of living wages at its apparel manufacturers, and is the brand on track to achieve this target?	Yes	See remark for Labour Q9.	https://uhanadesign.com/app/uploads/2021/09/2020-VAS-TUULLISUUSRAPORTTI.pdf
11	Does the brand (owner) adhere to buying practices that enable living wages and good labour conditions, such as long term relations with factories, and concentrating production at limited number of factories?	Yes	100% of Uhana Design Oy's purchase value is from suppliers where it buys at least 10% of the production capacity.	https://uhanadesign.com/app/uploads/2021/09/2020-VAS-TUULLISUUSRAPORTTI.pdf



Result: B (15-19) 16 out of 29

	Climate/ Carbon Emissions	Answer	Remark	Hyperlink
1	Has the brand (owner) disclosed the annual absolute climate footprint of its 'own operations', and has it accomplished an overall absolute climate footprint reduction compared to the result of the previous reporting year?	?	Vimmacompany Oy has set a goal to calculate its carbon footprint.	https://www.vim-macompany.com/ymparisto-vas-tuullisuus/
2	Is at least 50% of the electricity used by the brand (company) generated from renewable resources, such as wind or solar energy or EKOenergy hydropower?	Yes	Vimmacompany Oy communicates using 100% wind energy.	https://www.vim-macompany.com/ymparisto-vas-tuullisuus/
3	Is all the electricity used by the brand (company) generated from renewable resources, such as wind or solar energy or EKOenergy hydropower?	Yes	See remark for Climate Q2.	
4	Has the brand (owner) disclosed the annual absolute climate footprint of its supply chain that is 'beyond own operations'?	?	Vimmacompany Oy has not published a climate footprint of its supply chain from 2018 to 2020.	
5	Has the brand (owner) accomplished a reduction of this annual absolute climate footprint 'beyond own operations' compared to the result of the previous reporting year?	?	See remark for Climate Q4.	
6	Has the brand (owner) set a target to make at least its own operations fully climate neutral by 2030, and is the brand on track to achieve this target?	?	Vimmacompany Oy has set a target to be climate neutral in own operations by 2025. However the company has not yet published concrete information about the goal.	https://www.vim-macompany.com/ymparisto-vas-tuullisuus/
	Environment			
1	Does the brand (company) use environmentally 'preferred' raw materials for more than 25% of its volume?	Yes	Vimmacompany Oy communicates using environmentally preferred materials, such as organic and recycled cotton and tencel, 27% of total volume.	https://www.vim-macompany.com/vastuullisuus-tuotteet/
2	Does the brand (company) use environmentally 'preferred' raw materials for more than 50% of its volume?	?	See remark for Environment Q1.	
3	Does the brand (company) use environmentally 'preferred' raw materials for more than 90% of its volume?	?	See remark for Environment Q1.	
4	Does the brand (company) use recycled raw materials for more than 25% of its volume?	?	See remark for Environment Q1.	
5	Does the brand (company) use recycled raw materials for more than 90% of its volume?	?	See remark for Environment Q1.	

6	Is there a policy for the brand (company) to eliminate all hazardous chemicals from the whole lifecycle and all production procedures to make the apparel?	Yes	Vimmacompany Oy manufactures all its garments in Finland and Estonia, which are low risk countries as high environmental standards are enforced by law	https://www.vimmacompany.com/valmistus-vas-tuullisuus/
7	Has the brand (company) eliminated at least one suspect chemical group, such as Phthalates or Per fluorinated chemicals from its entire garment production?	Yes	See remark for Environment Q6.	
8	Has the brand (company) eliminated at least three suspect chemical group, such as Phthalates or Per fluorinated chemicals from its entire garment production?	Yes	See remark for Environment Q6.	
9	Does the brand (owner) report what percentage of its shipping packaging and carrier are renewable or made from recycled materials, and does the brand implement best practices or concrete policies which have reduced the environmental impact of their packaging materials?	?	Vimmacompany Oy reports having minimized the use of plastic in packaging materials. However, it does not report the percentage of recycled, nor any annual reductions regarding its packaging materials.	https://www.vimmacompany.com/ymparisto-vas-tuullisuus/
10	Does the brand (owner) publish its absolute waste materials footprint and implement concrete policies to minimize waste, by reducing, re-using and recycling, thereby decreasing its waste footprint compared to the previous reporting year?	?	Vimmacompany Oy reports various efforts to minimize packaging waste but it does not report its waste footprint.	https://www.vimmacompany.com/ymparisto-vas-tuullisuus/
11	Does the brand promote "slow fashion" and re-use of garments? Choose all that apply	1 point	Vimmacompany promotes slow fashion and reuse of garments by some measures	
a	Extended customer guarantee	?	Vimmacompany Oy does not communicate offering a guarantee for products.	https://www.vimmacompany.com/vastuullisuus-tuotteet/
b	Repair and maintenance services	?	Vimmacompany Oy does not communicate offering repair or maintenance services.	
c	Take back and second hand services	?	Vimmacompany Oy cooperates with a second hand store Emmy. However the information is not available on Vimma's website front page/webstore.	https://www.vimmacompany.com/ymparisto-vas-tuullisuus/
d	Maintenance and repair instructions for longer lifecycle.	Yes	Vimmacompany Oy offers maintenance or repair instructions.	https://www.vimmacompany.com/product/tintti-love/
e	Opening up the price structure of an exemplary product.	Yes	Vimmacompany Oy opens price structures.	https://www.vimmacompany.com/vastuullisuus-tuotteet/
f	Product specific clothing size charts are available.	Yes	Vimmacompany Oy has specific clothing size charts for all products.	https://www.vimmacompany.com/product/inni-kiinanruusu-neon-punainen/

	Labor conditions / Human rights			
1	Does the brand (owner) have a policy to make sure there is a proper grievance mechanism in place for factory workers and are at least 25% of workers informed about their rights regarding this mechanism (e.g. through training)?	Yes	All products are made in Finland and Estonia which are low risk countries and high environmental standards are enforced by law	https://www.vim-macompany.com/vastuullisuus/
2	Does the brand (owner) have a published list of direct suppliers, that have collectively contributed to more than 90% of the purchase volume?	Yes	Vimmacompany Oy publishes a list of Tier 1 and 2 suppliers.	https://www.vim-macompany.com/valmistus-vas-tuullisuus/
3	Is this supplier list specific (Transparency Pledge)? The full name of all authorized production units and processing facilities. The site addresses. The parent company of the business at the site. Type of products made. Worker numbers at each site.	?	See remark for Labour Q2.	
4	Is the list of direct suppliers extended with suppliers further down the supply chain, with a minimum of 40% more in number compared to the direct suppliers?	Yes	See remark for Labour Q2.	
5	Does the brand purchase at least 25% from certified manufacturers with improved labor conditions?	Yes	All products are manufactured in low risk countries Finland and Estonia where high labour standards are enforced by law.	
6	Does the brand purchase at least 50% from certified manufacturers with improved labor conditions?	Yes	See remark for Labour Q5.	
7	Does the brand purchase over 70% from certified manufacturers with improved labor conditions?	Yes	See remark for Labour Q5.	
8	Does the brand (owner) annually report on the results of its labor conditions policy for the semi-finished products such as yarns, fabrics and leather, including a reasonable overview of number and region of workplaces covered by the policy in relation to the total production volume?	?	Vimmacompany Oy does not publicly report clear results of the implemented measures to improve labor conditions at its fabric manufacturers. Most of its fabric manufacturers are located in low risk countries where high labor and human rights standards are enforced by law.	https://www.vim-macompany.com/vastuullisuus/
9	Does the brand (owner) publicly commit to a living wage benchmark with defined wages per production region or factory?	Yes	Vimmacompany Oy has not published any commitment to a living wage benchmark but all apparel manufacturers are located in low risk countries where laws provides for a living wage.	https://www.vim-macompany.com/vastuullisuus/
10	Does the brand (owner) set a target to establish the payment of living wages at its apparel manufacturers, and is the brand on track to achieve this target?	Yes	See remark for Labour Q9.	
11	Does the brand (owner) adhere to buying practices that enable living wages and good labour conditions, such as long term relations with factories, and concentrating production at limited number of factories?	Yes	Vimmacompany Oy communicates that 47% of the purchase value is from suppliers with whom the business relationship has lasted for at least 5 years. Concentrating production at a limited number of factories (6 Tier 1 suppliers) enables sustainable purchasing practices.	https://www.vim-macompany.com/vastuullisuus/

